



# NEMA 4-12 ENCLOSURES

# 5412 ESDD

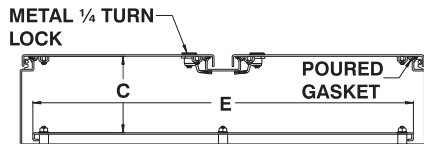
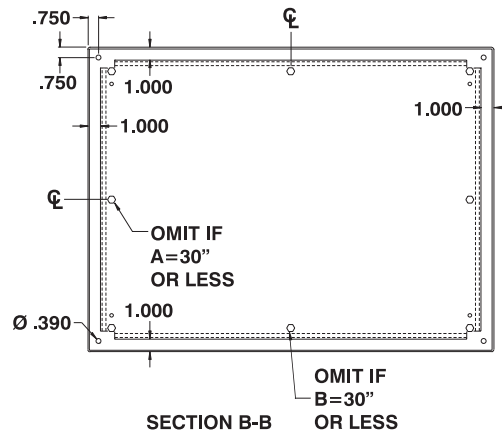
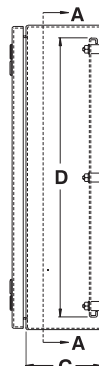
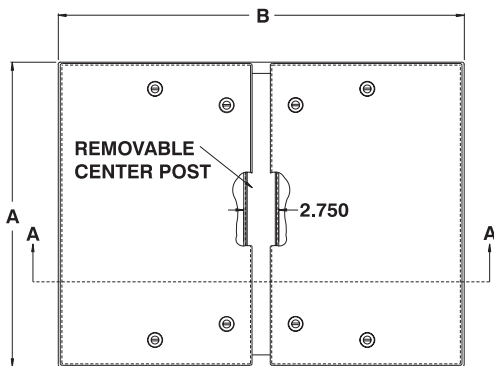
## Water, oil and dust tight double door enclosures

The 5412 ESDD water, oil & dust tight enclosures are used indoors or outdoors in areas where the enclosures may be subject to hosing or to water coming from any direction or for protection against dust, dirt or oil splashing. The 5412 ESDD are made from quality 14 GA steel, with corner seams continuously welded. The opening has a curled lip around all sides to prevent dripping water

from entering the enclosure when the doors are open, it also increases rigidity. A high quality robotically poured-in-place seamless gasket ensures a complete and durable water tight seal. The pins of the concealed hinges can be pulled out to remove the door. A 1/4 turn locking mechanism ensures positive closing. Internal mounting holes are provided. Each enclosure comes **complete**

with a 12 GA inner panel which is double bent\* for maximum rigidity and which mounts on M8 welded studs. Enclosures and panels are finished with heat fused polyester powder, electrostatically applied on a pretreated base. Box is ANSI/ASA 61 gray, panel is white (other colors available).

**CSA Certified / UL Listed  
NEMA/EEMAC 4-12 / IP66**



SECTION A-A

CATALOG NUMBER	DIMENSIONS							SHIP WGHT LBS.
	A	B	C	D	E	F	G	
5412 ESDD244208	24	42	8	22	40	25.25	36	117
5412 ESDD244808	24	48	8	22	46	25.25	42	130
5412 ESDD544208	54	42	8	52	40	55.25	36	272
5412 ESDD244210	24	42	10	22	40	25.25	36	150
5412 ESDD304210	30	42	10	28	40	31.25	36	152
5412 ESDD304810	30	48	10	28	46	31.25	42	168
5412 ESDD306010	30	60	10	28	58	31.25	54	203
5412 ESDD364212	36	42	12	34	40	37.25	36	220
5412 ESDD364812	36	48	12	34	46	37.25	42	242
5412 ESDD366012	36	60	12	34	58	37.25	54	292
5412 ESDD424212	42	42	12	40	40	43.25	36	197
5412 ESDD424812	42	48	12	40	46	43.25	42	216
5412 ESDD426012	42	60	12	40	58	43.25	54	349
5412 ESDD484812	48	48	12	46	46	49.25	42	225



Data subject to change without notice.

