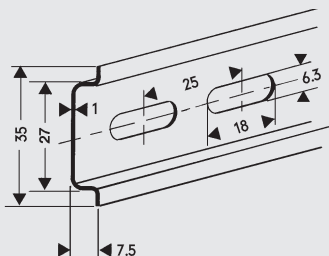
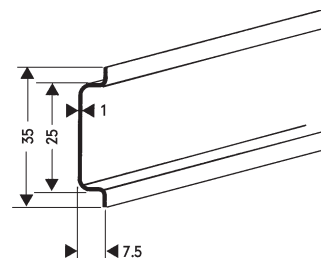


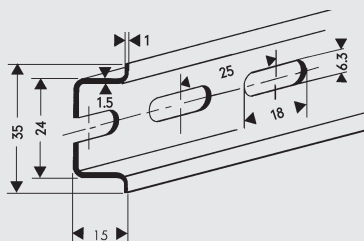
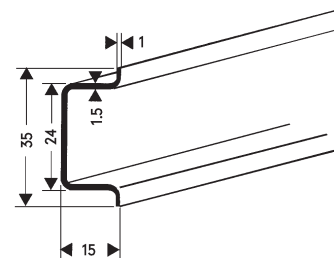
INDUSTRIAL CONTROL DIRECT

35752 2 Meter 35 x 7.5 MM Standard DIN Rail



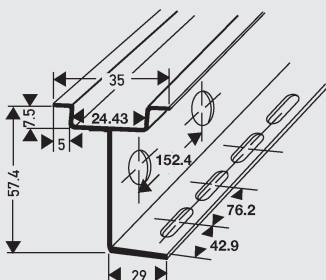
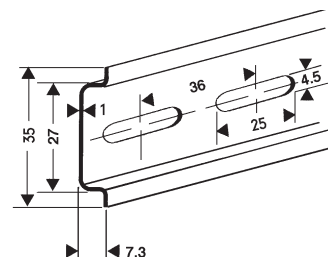
35751S 1 Meter 35 x 7.5 MM Slotted DIN Rail
 35752S 2 Meter 35 x 7.5 MM Slotted DIN Rail
 35752SST 2 Meter 35 x 7.5 MM Stainless Steel

35152 2 Meter 35 x 15 MM Standard DIN Rail



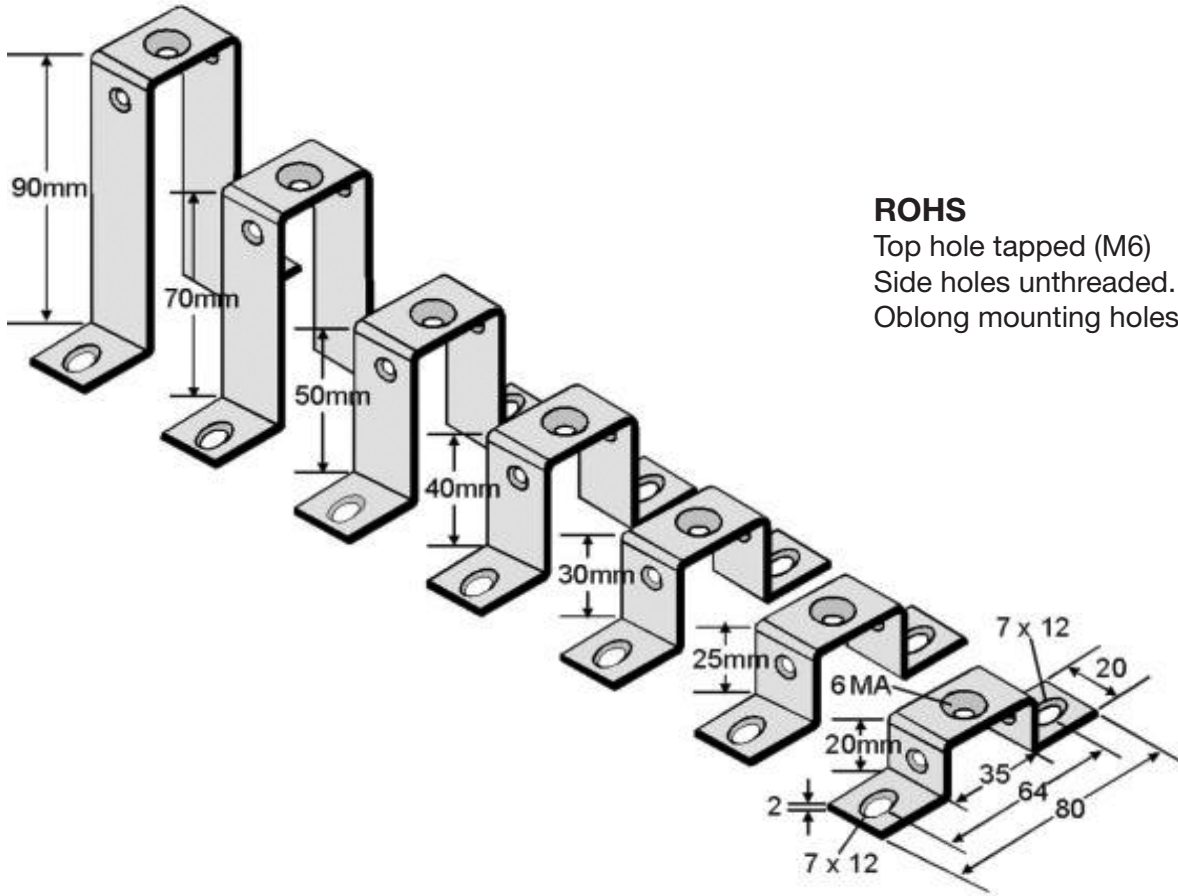
35151S 1 Meter 35 x 15 MM Slotted DIN Rail
 35152S 2 Meter 35 x 15 MM Slotted DIN Rail

35751SA 1 Meter 35 x 7.5 MM Aluminum Slotted DIN Rail



35751HRA 1 Meter Aluminum High rise DIN Rail
 3575HRA 2 Meter Aluminum High rise DIN Rail

SPECIAL CUT RAIL AVAILABLE UPON REQUEST



PART	DESCRIPTION	PACKAGE
AB50	Angled Bracket 50 mm High	50
AB78	Angled Bracket 78 mm High	50
SB20	Straight Bracket 20 mm High	50
SB25	Straight Bracket 25 mm High	50
SB30	Straight Bracket 30 mm High	50
SB40	Straight Bracket 40 mm High	50
SB50	Straight Bracket 50 mm High	50
SB70	Straight Bracket 70 mm High	50
SB90	Straight Bracket 90 mm High	50