


Heavy Duty Microswitches MV

General purpose microswitches for heavier duty applications

- High precision snap action mechanism
- 16A 250V AC resistive rating
- Wide range of actuator styles
- Screw terminals with cup washers
- All fixing and operating dimensions conform to industry standard
- Terminal covers available



Options and ordering codes

	MV	40	
Screw terminal micro switch	MV	40	Standard actuators - see next page for Part Numbers

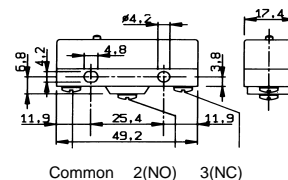
Specifications

Contact form	Single pole, change over
Contact material	Contacts: Silver Snap action mechanism: Berillium copper
Contact gap	0.5mm
Initial contact resistance	15mΩ max
Lever/plunger material	Stainless steel
Roller material	Lever type: thermoplastic Plunger type: Stainless steel
Housing material	Self extinguishing, glass reinforced thermoplastic resin
Dielectric strength	2000V AC 50/60Hz for 1 minute between current carrying parts and ground 750V AC 50/60Hz for 1 minute between open contacts
Protection rating	IP40 with terminal cover
Ambient operating temperature	-20 to +85 °C
Ambient humidity	85% RH max
Mechanical life	20 million operations
Maximum operating frequency	6000/hour

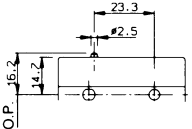
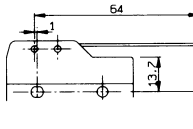
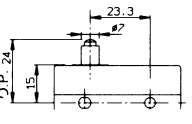
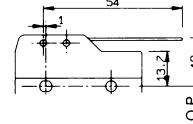
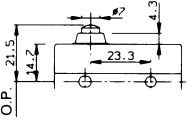
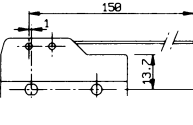
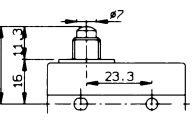
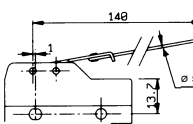
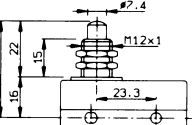
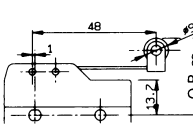
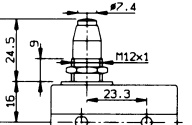
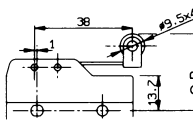
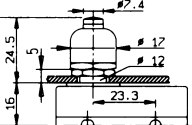
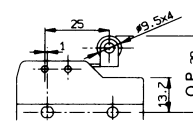
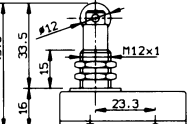
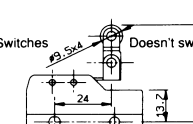
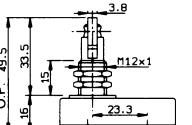
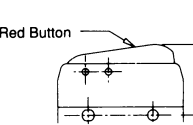
Contact ratings

Resistive load	16A 250V AC
	6A 24V DC
	0.4A 125V DC
Motor load	5A 250V AC
Inrush current	30A maximum

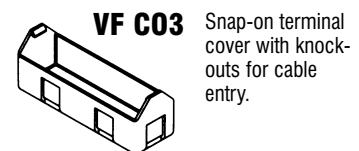
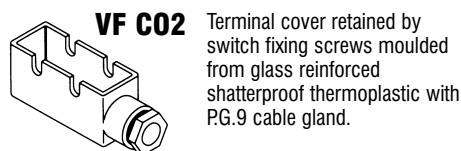
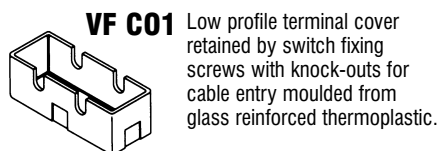
Terminal arrangement



Actuator options

	MV01	O.F. = 350 gr. max. R.F. = 200 gr. min. P.T. = 0.5 mm. max. O.T. = 0.2 mm. min. M.D. = 0.05 mm. max.		MV30	O.F. = 50 gr. max. R.F. = 30 gr. min. P.T. = 10 mm. max. O.T. = 6 mm. min. M.D. = 1.5 mm. max.
	MV03	O.F. = 350 gr. max. R.F. = 200 gr. min. P.T. = 0.5 mm. max. O.T. = 1.5 mm. min. M.D. = 0.05 mm. max.		MV32	O.F. = 60 gr. max. R.F. = 40 gr. min. P.T. = 8 mm. max. O.T. = 5 mm. min. M.D. = 1 mm. max.
	MV05	O.F. = 350 gr. max. R.F. = 200 gr. min. P.T. = 0.5 mm. max. O.T. = 1.5 mm. min. M.D. = 0.05 mm. max.		MV35	O.F. = 32 gr. max. R.F. = 26 gr. min. P.T. = 20 mm. max. O.T. = 15 mm. min. M.D. = 4 mm. max.
	MV06	O.F. = 350 gr. max. R.F. = 200 gr. min. P.T. = 0.5 mm. max. O.T. = 2 mm. min. M.D. = 0.05 mm. max.		MV37	O.F. = 10 gr. max. R.F. = 5 gr. min. P.T. = 20 mm. max. O.T. = 10 mm. min. M.D. = 4 mm. max.
	MV10	O.F. = 350 gr. max. R.F. = 200 gr. min. P.T. = 0.5 mm. max. O.T. = 5.5 mm. min. M.D. = 0.05 mm. max.		MV40	O.F. = 60 gr. max. R.F. = 40 gr. min. P.T. = 8 mm. max. O.T. = 5 mm. min. M.D. = 1 mm. max.
	MV12	O.F. = 550 gr. max. R.F. = 400 gr. min. P.T. = 1 mm. max. O.T. = 5 mm. min. M.D. = 0.05 mm. max.		MV42	O.F. = 80 gr. max. R.F. = 50 gr. min. P.T. = 6 mm. max. O.T. = 3 mm. min. M.D. = 0.8 mm. max.
	MV13	O.F. = 800 gr. max. R.F. = 650 gr. min. P.T. = 1 mm. max. O.T. = 5 mm. min. M.D. = 0.05 mm. max.		MV45	O.F. = 110 gr. max. R.F. = 70 gr. min. P.T. = 3.5 mm. max. O.T. = 2.5 mm. min. M.D. = 0.6 mm. max.
	MV15	O.F. = 350 gr. max. R.F. = 200 gr. min. P.T. = 0.5 mm. max. O.T. = 5.5 mm. min. M.D. = 0.05 mm. max.		MV47	O.F. = 110 gr. max. R.F. = 70 gr. min. P.T. = 3.5 mm. max. O.T. = 2.5 mm. min. M.D. = 0.6 mm. max.
	MV17	O.F. = 350 gr. max. R.F. = 200 gr. min. P.T. = 0.5 mm. max. O.T. = 5.5 mm. min. M.D. = 0.05 mm. max.		MV49	Hand operation

Terminal covers



Outside depth of terminal covers from centre of switch mounting holes:

VF C01 = 12mm

VF C02 = 20mm

VF C03 = 16mm