



Panel Product Range



Click on a **better** solution



Don't compromise on quality or space

We put more in, so you get more out...

- An extensive range of Panel products.
- The knowledge and experience to deliver the ultimate solutions.
- The complete Panel solution provider.



Value Added Assembly

Are you looking for a cost effective way to fill your **DIN Rail** with products?

To satisfy an ever growing trend in the market, IMO have established an Assembly Division to provide solutions to customer requirements for components assembled onto rails or into enclosures.

The IMO Assembly Division offers customised solutions which can include many control components such as Contactors, Relays, Timers, MCB's etc.

Whatever your requirements, contact IMO for help and assistance.

Push Buttons	Cam Switches	Enclosures	Power Supplies	DIN Rail Timers	Timers	Contactors
						

The complete Panel solution

IMO's range of Panel products continues to deliver innovation and efficiency worldwide...

IMO's Panel range has been specifically designed to meet the demanding needs of today's panel builders and engineers whose requirements can range from a simple Din Terminal through to a complete panel solution.

IMO's products allow panel builders globally to deliver significant advances through greater efficiency, reliability and performance. Increasing competitive advantage and delivering the optimum panel solution.

When purchasing from IMO you can be confident that 30 years experience servicing the Panel market has gone into the design and development of the IMO range.


Listed in this brochure are just some of the most popular products from the IMO Panel range. If you can't find what you are looking for, please contact the IMO Sales Desk on +44 (0)20 8452 6444 who will be happy to take your enquiry.








... and is Where Technology and Engineering Excellence Come Together.

Power Supplies

Relays & Sockets

DIN Rail Terminals



Enlosed Starters	Switch Fuses	Isolators	Motor Circuit Breakers	Miniature Circuit Breakers	DIN Rail Terminals	Relays & Sockets
						

Push Buttons



a sample of our push buttons, indicators and actuators

- IP65 protection
- Opaque or illuminated
- Black or chrome bezels
- Snap-on contact blocks
- Colour coded contacts
- Push Button stations
- International approvals including UL approved products

Emergency Stop Buttons

Part Number	Description
BS3P3RED-0	Emergency Stop Push Button 28mm, Red With White O, Turn To Release, Black Bezel
BS3P45RED	Emergency Stop Push Button 38mm, Red, Black Bezel
BS3P44S3	Emergency Stop Push Button 40mm, Red Key Release, Black Bezel
BC3P34RED-0	Emergency Stop Push Button 40mm, Red With White O, Twist To Release, Chrome Bezel
BS3P34RED-0	Emergency Stop Push Button 40mm, Red With White O, Turn To Release, Black Bezel
BS3P44RED	Emergency Stop Push Button 40mm, Red, Black Bezel
B3-SK-YELLOW	Emergency Stop Shroud 40mm Max Button Diameter
BG10P45-11	Emergency Stop Station 40mm Red Button, Yellow Face, 1N/O And 1N/C Contacts
BG10P34P-02	Emergency Stop Station 70mm Twist To Release Red Button, Yellow Enclosure Face, 2 N/C Contacts
BG10P34P-11	Emergency Stop Station 70mm Twist To Release Red Button, Yellow Enclosure Face, 1N/O 1N/C Contacts Inside

Push Buttons

Part Number	Description
BS3P14RED-0	Mushroom Head Push Button 40mm, Red With White O
BS3DBLA-ARROW	Push Button Spring Return Black With White Arrow Black Bezel
B3DBLACK	Push Button Spring Return Black, Aluminium Bezel
BS3DBLACK	Push Button Spring Return Black, Black Bezel
B3DBLUE	Push Button Spring Return Blue, Aluminium Bezel
BS3DBLUE	Push Button Spring Return Blue, Black Bezel
BS3DGRE-I	Push Button Spring Return Green With White I Black Bezel
BS3DGREEN	Push Button Spring Return Green, Black Bezel
BS3DRED	Push Button Spring Return Red, Black Bezel
BC3DRED	Push Button Spring Return Red, Chrome Bezel
BS3DWHITE	Push Button Spring Return White, Black Bezel
BS3DYELLOW	Push Button Spring Return Yellow, Black Bezel
B3KN2	Rotary Knob, 2 Position Maintained 60deg, Aluminium Bezel
BC3KN2	Rotary Knob, 2 Position Maintained 60deg, Chrome Bezel
BS3KN2	Rotary Knob, 2 Position Maintained 60deg, Black Bezel
B3KN3	Rotary Knob, 3 Position Maintained 60deg, Aluminium Bezel
BS3KN3	Rotary Knob, 3 Position Maintained 60deg, Black Bezel
BS3KN9	Rotary Knob, 2 Position Maintained 120deg, Black Bezel
BS3KN10	Rotary Knob, 2 Position Maintained 90deg, Black Bezel

Illuminated Push Buttons

Part Number	Description
BS3DLYELLOW	Spring Return, Yellow, Black Bezel
B3DLRGREEN	Maintained, Green, Aluminium Bezel
B3DLRED	Spring Return, Red, Aluminium Bezel
B3DLYELLOW	Spring Return, Yellow, Aluminium Bezel
BS3KL2	Rotary Knob, 2 Position 90deg Maintained, Black Bezel
B3KL1	Rotary Knob, 3 Position Spring Return 60deg, Aluminium Bezel

Transparent Lens Caps

Part Number	Description
B3RFGREEN	Lens Cap, Green, Fresnel Lens
B3RFRED	Lens Cap, Red, Fresnel Lens
B3RGREEN	Lens Cap, Green
B3RRRED	Lens Cap, Red

B(S)3D..	Maintained B(S)3DLBR..	Mushroom B(S)3P1..	Maintained B(S)3P2..	B(S)3SAR..	B(S)3KN	B(S)3KRN	B3R.. Fresnel Lens

This is just a small selection from our range. For information on the full range please visit www.imopc.com

Contact Block



Part Number Description

B4TU11	1N/O And 1 N/C, For BG... Enclosures
B4TU10F	1N/O With Lamp Holder, For BG.. Enclosures
B4TU10	1N/O, For BG... Enclosures
B4TU02	2N/C, For BG... Enclosures
B4TU20	2N/O, For BG... Enclosures
B3T01	N/C Clips Onto B3S/B3M
B3T10	N/O Clips Onto B3S/B3M

Pilot Lights



Part Number Description

LMB-110-GREEN	LED Pilot Light 110VAC Green
LMB-110-RED	LED Pilot Light 110VAC Red
LMB-110-WHITE	LED Pilot Light 110VAC White
LMB-110-YELLOW	LED Pilot Light 110VAC Yellow
LMB-230-GREEN	LED Pilot Light 230VAC Green
LMB-230-RED	LED Pilot Light 230VAC Red
LMB-230-WHITE	LED Pilot Light 230VAC White
LMB-230-YELLOW	LED Pilot Light 230VAC Yellow
LMB-24-BLUE	LED Pilot Light 24VAC Blue
LMB-24-GREEN	LED Pilot Light 24VAC Green
LMB-24-RED	LED Pilot Light 24VAC Red
LMB-24-WHITE	LED Pilot Light 24VAC White
LMB-24-YELLOW	LED Pilot Light 24VAC Yellow

Quick Chart Selection

Push Buttons



Emergency Stop Buttons



Illuminated Operations



Double Push Buttons with Indicator Lamp IP65

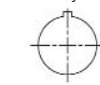


Lens Caps

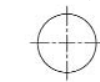


Mounting hole
Ø 22.5mm

with key way



without key way



Connectors

Connectors Lamp Holders



Actuator insert


Thickness
0.5 - 4 mm



Thickness
1 - 6 mm



This is just a small list of some of our most popular products from the range. A dedicated catalogue is available from IMO containing full details of the company's range of Push Buttons.



B3RF..	B(S)3P34 RT-0	BS3P44 RT	BS3P44S3	B(S)3DL..	Maintained B(S)3DLBR	B(S)3KL	Pilot Light

This is just a small selection from our range. For information on the full range please visit www.imopc.com

Cam Switches



IMO's range of highly flexible Cam Switches incorporates a unique building block system that allows for any number of switch variants to be built and supplied to the customer. Such is the flexibility of the Cam Switches, that they can be utilised in countless applications including mains/motor switching and control and instrumentation circuits.

The standard contact rating is 20A, although higher ratings are available on request and the new switches have double interruption per pole and two contacts per cell. Standard units incorporate a 22.5mm central fixing for panel mounting. The switch body and actuators are supplied separately to provide a choice of four different set up configurations. Connection from actuator to switch body is made through a solid aluminium shaft. IMO Cam Switches can be supplied with 90, 60, 45 and 30 degree switching angles as determined by the customer.

Manufactured in accordance with IEC 60947-3, the new Cam Switches carry an IP20 rating and have 'finger proof' screw terminals. The switch body is supplied complete with legend plate and all units are UL/CUL approved.



Part Number	Description
CS10-E-523D	Rotary Key Cam Switch, 2 Position, LOCAL-REMOTE Plate
CS20A-022	2 Pole 2 step With Off (0-1-1 +2)
CS20A-A1	1 Pole 2 Position 20A, On/Off
CS20A-A2	2 Pole 2 Position 20A, On/Off
CS20A-A4	4 Pole 2 Position 20A, On/Off
CS20A-A8	8 Pole 2 Position 20A, On/Off
CS20A-E562E	Panel Mount With escutche On Plate
CS20A-F-U1 + K2	1 Pole 3 Position 20A, C/O, Handle Fitted, Without Legend Plate
CS20A-F-W3 + K2	3 Pole 2 Position 20A, C/O Without Off, Handle Fitted, Without Legend Plate
CS20A-F0-A1 + K2	1 Pole 2 Position 20A, On/Off, Handle Fitted Without Legend Plate
CS20A-F0-A2 + K2	2 Pole 2 Position 20A, On/Off, Handle Fitted Without Legend Plate
CS20A-F0-ST31 + K2	1 Pole 3 Position 20A, Step, Handle Fitted Without Legend Plate
CS20A-F0-ST32 + K2	2 Pole 3 Position 20A, Step, Handle Fitted Without Legend Plate
CS20A-F0-ST33 + K2	3 Pole 3 Position 20A, Step, Handle Fitted Without Legend Plate
CS20A-F0-ST41 + K2	1 Pole 4 Position 20A, Step, Handle Fitted Without Legend Plate
CS20A-F0-ST42 + K2	2 Pole 4 Position 20A, Step, Handle Fitted Without Legend Plate
CS20A-F0-ST51 + K2	1 Pole 5 Position 20A, Step, Handle Fitted Without Legend Plate
CS20A-F0-ST52 + K2	2 Pole 5 Position 20A, Step, Handle Fitted Without Legend Plate
CS20A-F0-ST62 + K2	2 Pole 6 Position 20A, Step, Handle Fitted Without Legend Plate
CS20A-F0-ST71 + K2	1 Pole 7 Position 20A, Step, Handle Fitted Without Legend Plate
CS20A-F0-U1 + K2	1 Pole 3 Position 20A, C/O, Handle Fitted, Without Legend Plate
CS20A-F0-U4 + K2	1 Pole 3 Position 20A, C/O, Handle Fitted, Without Legend Plate

Part Number	Description
CS20A-ST31	1 Pole 3 Position 20A, Step, With Legend Plate
CS20A-ST32	2 Pole 3 Position 20A, Step, With Legend Plate
CS20A-ST33	3 Pole 3 Position 20A, Step, With Legend Plate
CS20A-ST34	4 Pole 3 Position 20A, Step, With Legend Plate
CS20A-ST41	1 Pole 4 Position 20A, Step, With Legend Plate
CS20A-ST42	2 Pole 4 Position 20A, Step, With Legend Plate
CS20A-ST45	5 Pole 4 Position 20A, Step, With Legend Plate
CS20A-ST51	1 Pole 5 Position 20A, Step, With Legend Plate
CS20A-ST52	2 Pole 5 Position 20A, Step, With Legend Plate
CS20A-ST61	1 Pole 6 Position 20A, Step, With Legend Plate
CS20A-U1	1 Pole 3 Position 20A, C/O, With Legend Plate
CS20A-U2	2 Pole 3 Position 20A, C/O, With Legend Plate
CS20A-U3	3 Pole 3 Position 20A, C/O, With Legend Plate
CS20A-U4	4 Pole 3 Position 20A, C/O, With Legend Plate
CS20A-U6	6 Pole 3 Position 20A, C/O, With Legend Plate
CS20A-UR2	2 Pole 3 Position 20A, C/O Spring Return, With Legend Plate
CS20A-UR3	3 Pole 3 Position 20A, C/O Spring Return, With Legend Plate
CS20A-W2	2 Pole 2 Position 20A, C/O Without Off, With Legend Plate
CS20A-W3	3 Pole 2 Position 20A, C/O Without Off, With Legend Plate
CS20A-W4	4 Pole 2 Position 20A, C/O Without Off, With Legend Plate
CS20A-W8	8 Pole 2 Position 20A, C/O Without Off, With Legend Plate

CS20A-U1+SP2	CS20A-U1+RB2	RB2	RBK2	SP2	SPK2

This is just a small selection from our range. For information on the full range please visit www.imopc.com

Enclosures







- Manufactured in ABS
- Plain sided walls
- Colour RAL 7035 – Light grey
- Circuit board slots in base
- IP66-67
- Pre-drilled lid for wire sealing
- Plastic screws captive once fitted
- Pre-moulded fixing points in base
- Ideal for housing electronic and electro-mechanical components
- Ideally suited for housing terminal blocks and industrial equipment
- Polycarbonate versions (144EP range) available with UL and cUL



Part Number	Description
144B0001	Base Plate For 144E0001
144B0002	Base Plate For 144E0002, 0003
144B0004	Base Plate For 144E0004, 0005, 0006
144B0010	Base Plate For 144E0000, 0011
144E0001	Enclosure, ABS (75 X 125 X 75)
144E0002	Enclosure, ABS (125 X 125 X 75)
144E0003	Enclosure, ABS (125 X 125 X 100)
144E0004	Enclosure, ABS (125 X 175 X 75)
144E0005	Enclosure, ABS (125 X 175 X 100)
144E0006	Enclosure, ABS (125 X 175 X 125)
144E0007	Enclosure, ABS (175 X 175 X 100)
144E0008	Enclosure, ABS (175 X 175 X 120)
144E0009	Enclosure, ABS (175 X 175 X 150)
144E0010	Enclosure, ABS (175 X 250 X 100)
144E0011	Enclosure, ABS (175 X 250 X 150)
144E1002	Enclosure, ABS (80 X 82 X 56)
144E1008	Enclosure, ABS (120 X 200 X 86)
144E1010	Enclosure, ABS (230 X 300 X 111)
144E2002	Transparent Lid Enclosure, ABS (125 X 125 X 75)
144E2003	Transparent Lid Enclosure, ABS (125 X 175 X 100)
144E2004	Transparent Lid Enclosure, ABS (125 X 175 X 150)
144EP0001	Enclosure, Polycarbonate (75 X 125 X 75)
144EP0002	Enclosure, Polycarbonate (125 X 125 X 75)
144EP0003	Enclosure, Polycarbonate (125 X 125 X 100)
144EP0004	Enclosure, Polycarbonate (125 X 175 X 75)

Part Number	Description
144EP0005	Enclosure, Polycarbonate (125 X 175 X 100)
144EP0006	Enclosure, Polycarbonate (125 X 175 X 125)
144EP0007	Enclosure, Polycarbonate (175 X 175 X 100)
144EP0008	Enclosure, Polycarbonate (175 X 175 X 125)
144EP0009	Enclosure, Polycarbonate (175 X 175 X 150)
144EP0010	Enclosure, Polycarbonate (175 X 250 X 100)
144EP0011	Enclosure, Polycarbonate (175 X 250 X 150)
144EP2002	Transparent Lid, Polycarbonate (125 X 125 X 75)
144EP2003	Transparent Lid, Polycarbonate (125 X 175 X 100)
144EP2004	Transparent Lid, Polycarbonate (125 X 175 X 150)
Accessories	
144A0001	Hinge Pair
144A0002	Fastening lug, 4 off
144A0003	Inspection window 2 mod.
144A0004	Inspection window 4 mod.
144A0005	Inspection window 6 mod.
144A0006	Inspection window 8 mod.
144A0007	Inspection window 10 mod.
144A0008	Inspection window 12 mod.
144A0009	Vent device IP34
144A0010	Vent device IP44
144R0001	Din Rail For 144E0001
144R0002	Din Rail For 144E0002, 0003
144R0004	Din Rail For 144E0004, 0005, 0006, 0007, 0008 & 0009
144R0010	Din Rail For 144E0010, 0011

144E0003	144E0005	144E0007	144E1010
			

This is just a small selection from our range. For information on the full range please visit www.imopc.com

Power Supplies

(DIN Rail Mountable)



IMO's new DPS range of AC/DC Din Rail mounted power supplies have been specifically designed for the control and automation market. Offering the benefits of slimline construction, universal input, AC/DC operation and the security of IMO's 3-year warranty, the DPS range provides multiple choices for all low power electrical or electronic devices commonly used in automation machinery.

The DPS range provides a reliable power source for components such as sensors, relays, contactors, timers, temperature controllers, PLC's, process controllers and HMI's, all of which are also available from IMO.

Offering high efficiency up to 89%, the DPS range is short-circuit protected and has its own integrated internal input filter. It includes 5W, 10W, 18W, 30W and 60W class 2 power supplies all of which are slimline units just 22.5mm wide and mounted in plastic enclosures. These units are complemented by larger power supplies in metal enclosures: the 30W and 60W units are 40.5mm, 120W units are 63.5mm, 240W units are 83mm and the 480W, 20A units are 175mm wide.

The DPS supplies offer the advantage of a universal input voltage range, of 85V – 265VAC and are supplied as standard with a 24VDC output. 5V, 12V and 48V versions are also available.

Part Number	Description
DPS-1-005-24DC	Power Supply 90-265AC input, 24VDC Output, 5W 0.21A
DPS-1-010-24DC	Power Supply 90-265AC input, 24VDC Output, 10W 0.42A
DPS-1-018-24DC	Power Supply 90-265AC input, 24VDC Output, 18W 0.75A
DPS-1-030-24DC	Power Supply 85-264AC input, 24VDC Output, 30W 1.25A
DPS-1-060-24DC	Power Supply 85-264AC input, 24VDC Output, 60W 2.5A
DPS-1-120-24DC	Power Supply 93-264AC input, 24VDC Output, 120W 5A
DPS-1-240-24DC	Power Supply 93-264AC input, 24VDC Output, 240W 10A
DPS-1-480-24DC	Power Supply 90-264AC input, 24VDC Output, 480W 20A



actual size



This is just a small selection from our range. For information on the full range please visit www.imopc.com

Timers



- 22.5mm DIN Rail mount range
- 48 DIN panel mount/plug in range
- 22.5mm DIN Rail mount range
- On delay
- Off/true off delay
- Recycling
- Star delta
- Multifunction 12-240VAC/DC options

IMO's comprehensive range of 22.5mm DIN Rail mountable Timers delivers up-to-the-minute technology. Ranging from the simple single-function through to the multi-function timer with display, these timers are being used daily in all types of applications and industries. It's ultra compact design and top-mounted terminals make installation easy, even in the tightest of panels, providing customers with a solution at minimal cost. Various voltage ranges are available allowing these products to be installed in applications across the world.

IMO's range of Panel mount / Plug In Timers provide users with with a range of settings and functionality and timing ranges between 0.1 sec and 60 hours. Other key features include indication for time range, time up and power on timing. Sockets are available for panel, surface, rail or printed-circuit board mounting.

IMO products are always of the highest quality, which is why we offer a three year guarantee on all of our timers. If you require a timer that is not listed here please contact IMO to receive information on the full range of products.

DIN Rail Mountable

Part Number	Description
TDIA	Asymmetrical Recycling Din Timer 24VAC/DC,110-230VAC
TDMA	Multifunction Din Timer 8 Func 24V AC/DC,100-240VAC SPCO
TDMC	Multifunction Din Timer 4 Func 24V AC/DC,110-230VAC SPCO
TDMD-X	Multifunction Din Timer 4 Func 50ms-10 DAYS,12-240VAC/DC
TDRA230AC	Off-Delay Din Timer SPCO 24VAC/DC, 230VAC
TDSD	Star/Delta Din Timer 24VAC/DC,100-240VAC

Panel Mount / Plug-In

Part Number	Description
TA11-A100-230AC	Timer 0.05s-60hr DPCO Multi/F 5A, 11pin octal 100-230VAC
TA11-A24AC/DC	Timer 0.05s-60hr DPCO Multi/F 5A, 11pin octal 24VAC/DC
TA8-A100-230AC	Timer 0.05s-60hr DPCO On-DELAY 5A, 8pin octal 100-230VAC
TA8-A24AC/DC	Timer 0.05s-60hr DPCO On-DELAY 5A, 8pin octal, 24VAC/DC
TA8-DA100-230AC	Timer 0.6m-12m DPCO Off-DELAY 5A, 8pin octal, 100-230VAC
TA8-SA100-230AC	Timer 0.05s-60hr SPCO On-DELAY 5A, 8pin octal, 100-230VAC
TA8-TA100-230AC	Timer 0.05s-60hr DPCO TWIN/T 5A, 8pin octal, 100-230VAC
TA8-TA24AC/DC	Timer 0.05s-60hr DPCO TWIN/T 5A, 8pin octal, 24VAC/DC
TY424AC30S	14Pin Plug-in Timer 30 second 24VAC Control Voltage
TY424DC10M	14Pin Plug-in Timer 10 minute 24VDC Control Voltage
TY424DC3M	14Pin Plug-in Timer 3 minute 24VDC Control Voltage
TY424DC5S	14Pin Plug-in Timer 5 second 24VDC Control Voltage
TDEA110AC	On Delay Din Timer SPCO 24V AC/DC,110V AC
TDEA230AC	On Delay Din Timer SPCO 24V AC/DC,230V AC

TDRA / TDEA



TDIA



TDAA



TDMA / TDSD



TY4



TA8-A



TA8-SA



TA8-DA



TA8-TA



TA11-A



This is just a small selection from our range. For information on the full range please visit www.imopc.com

Contactors 4-400kW

Features include:


- IEC/EN 60947-4-1
- Din-Rail mounting right up to 74A AC3
- Compact - only 45mm wide up to 40A AC3
- Large terminations: 6mm² MC10 - MC22
25mm² MC24 - MC40
50mm² MC50 - MC74
- Increased operational currents AC1 + AC3
- Resistant to high ambient temperatures (90°C) and humidity
- Made from halogen and CFC-free plastics
- Single auxiliary contacts colour coded for easy identification
- 4 main pole versions available
- Capacitor switching versions
- AC and DC Coil versions



actual size

Part Number	Description
MB09-P-10=24	Mini Cont 3P Open 4kW 9A AC3, 1N/O Aux, PCB Mount, 24VDC Coil
MB09-S-01=24	Mini Contactor 3P Open 4kW 9A AC3, 1N/O Aux, 24VDC Coil
MB09-S-10=24	Mini Contactor 3P Open 4kW 9A AC3, 1N/O Aux, 24VDC Coil
MB09-S-10230	Mini Contactor 3P Open 4kW 9A AC3, 1N/O Aux, 230VAC Coil
MB09-S-10400	Mini Contactor 3P Open 4kW 9A AC3, 1N/O Aux, 400VAC Coil
MB12-S-10230	Mini Contactor 3P Open 5.5kW 12A AC3, 1N/O Auxiliary, 230VAC Coil
HKM11	Auxiliary Contact Block For MB09/12... 1N/O, 1N/C
MC10-S-00-40230	4P Open 4kW 10A AC3, 230VAC Coil
MC10-S-01230	3P Open 4kW 10A AC3, 1N/C Auxiliary, 230VAC Coil
MC10-S-0124	3P Open 4kW 10A AC3, 1N/C Auxiliary, 24VAC Coil
MC10-S-10=24	3P Open 4kW 10A AC3, 1N/O Auxiliary 24VDC Coil
MC10-S-10110	3P Open 4kW 10A AC3, 1N/O Auxiliary 110VAC Coil
MC10-S-10230	3P Open 4kW 10A AC3, 1N/O Auxiliary 230VAC Coil
MC10-S-1024	3P Open 4kW 10A AC3, 1N/O Auxiliary 24VAC Coil
MC10-S-10400	3P Open 4kW 10A AC3, 1N/O Auxiliary 400VAC Coil
MC10-S-10415	3P Open 4kW 10A AC3, 1N/O Auxiliary 415VAC Coil
MC10-S-10500	3P Open 4kW 10A AC3, 1N/O Auxiliary 500VAC Coil
MC14-S-01110	3P Open 5.5kW 14A AC3, 1N/C Auxiliary, 110VAC Coil
MC14-S-01230	3P Open 5.5kW 14A AC3, 1N/C Auxiliary, 230VAC Coil
MC14-S-0124	3P Open 5.5kW 14A AC3, 1N/C Auxiliary, 24VAC Coil
MC14-S-10110	3P Open 5.5kW 14A AC3, 1N/O Auxiliary, 110VAC Coil
MC14-S-10230	3P Open 5.5kW 14A AC3, 1N/O Auxiliary, 230VAC Coil

Part Number	Description
MC14-S-1024	3P Open 5.5kW 14A AC3, 1 N/O Auxiliary, 24VAC Coil
MC18-S-00-40230	4P Open 7.5kW 18A AC3, 230VAC Coil
MC18-S-01230	3P Open 7.5kW 18A AC3, 1N/C Auxiliary, 230VAC Coil
MC18-S-0124	3P Open 7.5kW 18A AC3, 1N/C Auxiliary, 24VAC Coil
MC18-S-01400	3P Open 7.5kW 18A AC3, 1N/C Auxiliary, 400VAC Coil
MC18-S-10=24	3P Open 7.5kW 18A AC3, 1N/O Auxiliary, 24VDC Coil
MC18-S-10110	3P Open 7.5kW 18A AC3, 1N/O Auxiliary, 110VAC Coil
MC18-S-10230	3P Open 7.5kW 18A AC3, 1 N/O Auxiliary, 230VAC Coil
MC18-S-1024	3P Open 7.5kW 18A AC3, 1N/O Auxiliary, 24VAC Coil
MC18-S-10400	3P Open 7.5kW 18A AC3, 1N/O Auxiliary, 400VAC Coil
MC18-S-10415	3P Open 7.5kW 18A AC3, 1N/O Auxiliary, 415VAC Coil
MC18-S-10500	3P Open 7.5kW 18A AC3, 1N/O Auxiliary, 500VAC Coil
MC22-S-10110	3P Open 11kW 22A AC3, 1N/O Auxiliary, 110VAC Coil
MC22-S-10230	3P Open 11kW 22A AC3, 1N/O Auxiliary, 230VAC Coil
MC22-S-1024	3P Open 11kW 22A AC3, 1N/O Auxiliary, 24VAC Coil
MC22-S-10400	3P Open 11kW 22A AC3, 1N/O Auxiliary, 400VAC Coil
MC24-S-00=24	3P Open 11kW 24A AC3, 24VDC Coil
MC24-S-00110	3P Open 11kW 24A AC3, 110VAC Coil
MC24-S-00230	3P Open 11kW 24A AC3, 230VAC Coil
MC24-S-0024	3P Open 11kW 24A AC3, 24VAC Coil
MC24-S-00400	3P Open 11kW 24A AC3, 400VAC Coil
MC24-S-00415	3P Open 11kW 24A AC3, 415VAC Coil



This is just a small selection from our range. For information on the full range please visit www.imopc.com

Thermal overload relays



Part Number	Description
MCOR-1-0.4	For MC10 To MC22 Contactors 0.27 To 0.4 Amps
MCOR-1-0.9	For MC10 To MC22 Contactors 0.6 To 0.9 Amps
MCOR-1-1.2	For MC10 To MC22 Contactors 0.8 To 1.2 Amps
MCOR-1-4	For MC10 To MC22 Contactors 2.7 To 4 Amps
MCOR-1-6	For MC10 To MC22 Contactors 4 To 6 Amps
MCOR-1-9	For MC10 To MC22 Contactors 6 To 9 Amps
MCOR-1-11	For MC10 To MC22 Contactors 8 To 11 Amps
MCOR-1-14	For MC10 To MC22 Contactors 10 To 14 Amps
MCOR-1-18	For MC10 To MC22 Contactors 13 To 18 Amps
MCOR-1-24	For MC10 To MC22 Contactors 17 To 24 Amps
MCOR-2-28	For MC24 To MC40 Contactors 20 To 28 Amps
MCOR-1-32	For MC10 To MC22 Contactors 23 To 32 Amps
MCOR-2-42	For MC24 To MC40 Contactors 28 To 42 Amps
U12/16E0.4	Manual Reset, 0.27-0.4 Amp For MC
U12/16E0.6	Manual Reset, 0.4-0.6 Amp For MC
U12/16E0.9	Manual Reset, 0.6-0.9 Amp For MC
U12/16E1.2	Manual Reset, 0.8-1.2 Amp For MC
U12/16E1.8	Manual Reset, 1.2-1.8 Amp For MC
U12/16E11	Manual Reset, 8-11 Amp For MC
U12/16E14	Manual Reset, 10-14 Amp YD 18-24 Amp For MC
U12/16E18	Manual Reset, 13-18 Amp YD 23-31 Amp For MC
U12/16E2.7	Manual Reset, 1.8-2.7A YD 3.1-4.7 Amp For MC
U12/16E23	Manual Reset, 17-23A YD 30-40 Amp For MC
U12/16E4	Manual Reset, 2.7-4A YD 4.7-7 Amp For MC
U12/16E6	Manual Reset, 4-6A YD 7-10.5 Amp For MC
U12/16E9	Manual Reset, 6-9A YD 10.5-15.5 Amp For MC

Part Number	Description
MC24-S-00500	3P Open 11kW 24A AC3, 500VAC Coil
MC32-S-00=24	3P Open 15kW 32A AC3, 24VDC Coil
MC32-S-00110	3P Open 15kW 32A AC3, 110VAC Coil
MC32-S-00230	3P Open 15kW 32A AC3, 230VAC Coil
MC32-S-0024	3P Open 15kW 32A AC3, 24VAC Coil
MC40-S-00=24	3P Open 18.5kW 40A AC3, 24VDC Coil
MC40-S-00110	3P Open 18.5kW 40A AC3, 110VAC Coil
MC40-S-00230	3P Open 18.5kW 40A AC3, 230VAC Coil
MC40-S-0024	3P Open 18.5kW 40A AC3, 24VAC Coil
MC40-S-00400	3P Open 18.5kW 40A AC3, 400VAC Coil
MC40-S-00415	3P Open 18.5kW 40A AC3, 415VAC Coil
MC40-S-00500	3P Open 18.5kW 40A AC3, 500VAC Coil
MC50-S-00=24	3P Open 22kW 50A AC3, 24VDC Coil
MC50-S-00230	3P Open 22kW 50A AC3, 230VAC Coil
MC50-S-0024	3P Open 22kW 50A AC3, 24VAC Coil
MC50-S-00400	3P Open 22kW 50A AC3, 400VAC Coil
MC62-S-00=24	3P Open 30kW 62A AC3, 24VDC Coil
MC62-S-00230	3P Open 30kW 62A AC3, 230VAC Coil
MC74-S-00230	3P Open 37kW 74A AC3, 230VAC Coil
MC74-S-0024	3P Open 37kW 74A AC3, 24VAC Coil
MC90-S-00230	3P Open 45kW 90A AC3, 220-240V50/60,220VDC Coil
MC115-S-00230	3P Open 55kW 115A AC3, 220-240V 50/60Hz 220VDC Coil
MC151-S-00230	3P Open 75kW 150A AC3, 230VAC Coil
MCD10-S-10=24	3P Open 4kW 10A AC3, 1N/O Auxiliary 24VDC Coil
MCD18-S-10=24	3P Open 7.5kW 18A AC3, 1N/O Auxiliary, 24VDC Coil

Contact blocks, timers and interlocks

Part Number	Description
MCA01	1 N/C Contact, For MC10 to MC115 Contactors, Top Mount
MCA10	1 N/O Contact, For MC10 to MC115 Contactors, Top Mount
MCAH01	High Switching Capacity 25A AC1, 1 N/C Contact, Top Mount
MCAH10	High Switching Capacity 25A AC1, 1 N/O Contact, Top Mount
MCAS-11	1 Open + 1 Closed, For MC10 to MC74 Contactors, Side Mount
MCAT11	1 Open + 1 Closed, For MC151 to MC316 Contactors, Top Mount
MC-I-W	Interlock For MC10 to MC22 Contactors
MC-I-X	Interlock For MC24 to MC74 Contactors



MC24-S-00	MC32-S-00	MC40-S-00	MC50-S-00	MC62-S-00	MC74-S-00

This is just a small selection from our range. For information on the full range please visit www.imopc.com

Modular Heating & Lighting Contactors



- Single and 3 Phase applications
- Suitable for control of lamps, heating, air conditioning and motor control
- Suitable for panel of DIN Rail mounting
- Available in 2 and 4 pole versions
- AC1 rating of 20-63 amps



Part Number	Description
HC20-20230	20A 2 Pole N/O, 230VAC Coil
HC20-2024	20A 2 Pole N/O, 24VAC Coil
HC25-40230	25A 4 Pole N/O, 230VAC Coil
HC25-4024	25A 4 Pole N/O, 24VAC Coil
HC40-40230	40A 4 Pole N/O, 230VAC Coil
HC63-40230	63A 4 Pole Normally Open, 230VAC Coil

iStart Enclosed Starters

Starters with metal enclosures

- Push button stop/start
- IP55 metal enclosure
- Prewired to accept overload
- Available with optional 3 phase isolator



Starters with plastic enclosures

- Push button stop/start
- IP55 metal enclosure
- Prewired to accept overload



Part Number	Description
DOLI-7.5230	DOL & Isolator 7.5kW 230VAC SUPPLY (SR12)
DOLI-7.5400	DOL & Isolator 7.5kW 400VAC SUPPLY (SR13)
SDS-7.5230	Star Delta Starter 7.5kW 16A 230VAC Control, IP55 (SD10)
SDS-7.5400	Star Delta Starter 7.5kW 16A 400VAC Control, IP55 (SD11)
SDS-15400	Star Delta Starter 15kW 30A 400VAC Control, IP55 (SD13)
SDSI-7.5230	Star Delta Starter 7.5kW 16A + Isolator, 230VAC Control, IP55 (SD20)
SDSI-7.5400	Star Delta Starter 7.5kW 16A + Isolator, 400VAC Control, IP55 (SD21)
SDSI-15230	Star Delta Starter 15kW 30A + Isolator, 230VAC Control, IP55 (SD22)
SDSI-15400	Star Delta Starter 15kW 30A + Isolator, 400VAC Control, IP55 (SD23)

Part Number	Description
P1MR09230	DOL Starter 4kW 9A Reset Only, 230VAC Coil
P1MT09230	DOL Starter 4kW 9A Start And Stop, 230VAC Coil
P1MT09400	DOL Starter 4kW 9A Start And Stop, 400VAC Coil
P1MT16230	DOL Starter 7.5kW 16A Start And Stop, 230VAC Coil
P1MT16400	DOL Starter 7.5kW 16A Start And Stop, 400VAC Coil
P1MW09230	DOL Starter 4kW 9A, With Selector Switch, 230VAC Coil
P1MW16110	DOL Starter 7.5kW 16A, With Selector Switch, 110VAC Coil
P1MW16230	DOL Starter 7.5kW 16A, With Selector Switch, 230VAC Coil
P1MW16400	DOL Starter 7.5kW 16A, With Selector Switch, 400VAC Coil



This is just a small selection from our range. For information on the full range please visit www.imopc.com

Switch Fuses

- On load fuse switches and Isolators
- 3 and 4 pole versions to 800 Amps
- Door interlocked handles
 - Rotary and pistol
 - 3 padlocking positions
- Shaft extensions from 120mm to 500mm
- Auxilliary contacts - various options
- Terminal shrouds - various options
- Full range of neutral terminals

Switch Fuses - CF Series







Part Number	Description
CF793032	Compact Fuse Switch 3 Pole 32 Amps
CF793N32	Compact Fuse Switch 3 Pole + Neutral 32 Amps



Switch Fuses - SF Series

Part Number	Description
SF893063	Fuse Switch 3 Pole 63 Amp, BS88 Fuse size A2
SF893100	Fuse Switch 3 Pole 100 Amp, BS88 Fuse size A4
SF893400	Fuse Switch 3 Pole 400 Amp, BS88 Fuse size B1
SF894063	Fuse Switch 4 Pole 63 Amp, BS88 Fuse size A3
SF894100	Fuse Switch 4 Pole 100 Amp, BS88 Fuse size A4
SF894160	Fuse Switch 4 Pole 160 Amp, BS88 Fuse size A4
SF894200	Fuse Switch 4 Pole 200 Amp, BS88 Fuse size B2



CF7930	SF8940200	SF8940160	SF8940100	SF8930200	SF8930400
					

This is just a small selection from our range. For information on the full range please visit www.imopc.com

Isolators



NEW Solar Isolators for Photovoltaic

Solar Isolators “SI..” are switch gears for interrupting the DC/AC-Inverter from the solar-panels. Photovoltaic installations have to be equipped with DC-isolators according to IEC 60364-7-712.

- Available in 2 or 4 pole versions
- Knife Switch contact mechanism - self cleaning contacts
- Long arc cooled in arc chambers
- Trigger ratchet mechanism for high speed switching (Max 5ms)
- Switching capacity and switching speed are independent from operator
- No direct connection between handle and contact system
- Compact and space saving design
- Maximum switching torque 1Nm for easy operation
- Poles can be wired in series to increase rating (DC21B and DC22B)
- Maximum rated current of 58A @ 500VDC (Acc. to DC21B)
- Large box terminals with up to 16mm² cross sectional area for wiring
- Available in different versions including panel mounting, DIN rail/base mounting, base mount door interlock and enclosed (IP65)

Part Number	No. Of Poles	Description	A @ 600V DC
SI16-BMDC64R-*	2/4	Base Mount Door Clutch	16
SI16-DBL-*	2/4	Base Mount For Distribution Boards	16
SI16-ES-BMDC-*	2/4	Base Mount Door Clutch, Emergency Stop	16
SI16-ES-DB-*	2/4	Base Mount For Distribution Boards, Emergency Stop	16
SI16-ES-PE-*	2/4	Enclosed (IP65), Emergency Stop	16
SI16-ES-PM64R-*	2/4	Panel Mount, Emergency Stop	16
SI16-ES-SHM-*	2/4	Single Hole Mount Ø22mm, Emergency Stop	16
SI16-PE64R-*	2/4	Enclosed (IP65)	16
SI16-PM64R-*	2/4	Panel Mount	16
SI16-SHML-*	2/4	Single Hole Mount Ø22mm	16
SI25-BMDC64R-*	2/4	Base Mount Door Clutch	25
SI25-DBL-*	2/4	Base Mount For Distribution Boards	25
SI25-ES-BMDC-*	2/4	Base Mount Door Clutch, Emergency Stop	25
SI25-ES-DB-*	2/4	Base Mount For Distribution Boards, Emergency Stop	25
SI25-ES-PE-*	2/4	Enclosed (IP65), Emergency Stop	25
SI25-ES-PM64R-*	2/4	Panel Mount, Emergency Stop	25
SI25-ES-SHM-*	2/4	Single Hole Mount Ø22mm, Emergency Stop	25
SI25-PE64R-*	2/4	Enclosed (IP65)	25
SI25-PM64R-*	2/4	Panel Mount	25
SI25-SHML-*	2/4	Single Hole Mount Ø22mm	25
SI32-BMDC64R-*	2/4	Base Mount Door Clutch	32
SI32-DBL-*	2/4	Base Mount For Distribution Boards	32
SI32-ES-BMDC-*	2/4	Base Mount Door Clutch, Emergency Stop	32
SI32-ES-DB-*	2/4	Base Mount For Distribution Boards, Emergency Stop	32
SI32-ES-PE-*	2/4	Enclosed (IP65), Emergency Stop	32
SI32-ES-PM64R-*	2/4	Panel Mount, Emergency Stop	32
SI32-ES-SHM-*	2/4	Single Hole Mount Ø22mm, Emergency Stop	32
SI32-PE64R-*	2/4	Enclosed (IP65)	32
SI32-PM64R-*	2/4	Panel Mount	32
SI32-SHML-*	2/4	Single Hole Mount Ø22mm	32
SIV-B1	-	Insulated Jumper Connection	-

***When placing order please note the number of poles required as the last digit of part number e.g. SI16-BMDC64R-4**



SI16 DB 2	SI16 ES-PM64 2	SI16 PM48 4	SI16 ES-BMDC 4	SI16 PM64 4

This is just a small selection from our range. For information on the full range please visit www.imopc.com

Enclosed Isolator - PE Series

- 3 to 8 pole
- On load 20Amps to 80Amps
- Interlocked enclosure lid
- 3 Padlocking positions
- IP65 enclosure
- Side mounted auxilliary contacts 1N/O + 1N/C

Part Number	Description	Part Number	Description
PE69-3020	3 Pole 20 Amps, IP65	PE69-6020	6 Pole 20 Amps, IP65
PE69-3025	3 Pole 25 Amps, IP65	PE69-6025	6 Pole 25 Amps, IP65
PE69-3032	3 Pole 32 Amps, IP65	PE69-6032	6 Pole 32 Amps, IP65
PE69-3040	3 Pole 40 Amps, IP65	PE69-6040	6 Pole 40 Amps, IP65
PE69-3063	3 Pole 63 Amps, IP65	PE69-6063	6 Pole 63 Amps, IP65
PE69-3080	3 Pole 80 Amps, IP65	PE69-8020	8 Pole 20 Amps, IP65
PE69-4020	4 Pole 20 Amps, IP65	PE69-8025	8 Pole 25 Amps, IP65
PE69-4025	4 Pole 25 Amps, IP65	PE69-8032	8 Pole 32 Amps, IP65
PE69-4032	4 Pole 32 Amps, IP65	PE69-8040	8 Pole 40 Amps, IP65
PE69-4040	4 Pole 40 Amps, IP65	PE69-8063	8 Pole 63 Amps, IP65
PE69-4063	4 Pole 63 Amps, IP65	PE69-8080	8 Pole 80 Amps, IP65
PE69-4080	4 Pole 80 Amps, IP65		

Base Mount Isolator - LB Series

- 3 and 4 pole
- On load 20Amps to 80Amps
- Door interlocked handles:
 - Red/Yellow and Black, 64 x 64mm, 48 x 48mm
 - 1 Padlocking position on 48 x 48mm version
 - 3 Padlocking positions on 64 x 64mm version

Part Number	Description
LB69-3020	3 Pole 20 Amps
LB69-3025	3 Pole 25 Amps
LB69-3032	3 Pole 32 Amps
LB69-3040	3 Pole 40 Amps
LB69-3063	3 Pole 63 Amps
LB69-3080	3 Pole 80 Amps
LB69-4020	4 Pole 20 Amps
LB69-4025	4 Pole 25 Amps
LB69-4032	4 Pole 32 Amps
LB69-4040	4 Pole 40 Amps
LB69-4063	4 Pole 63 Amps
LB69-4080	4 Pole 80 Amps



Compact Isolator - CM Series

Part Number	Description
CM793100	3 Pole 100A
CM793125	3 Pole 125A
CM794100	4 Pole 100A
CM794125	4 Pole 125A
CM794160	4 Pole 160A
CM794200	4 Pole 200A

Accessories - CM Series

Part Number	Description
79E0001	200mm Extension Shaft For CM79 Series 63-125 Amps Rotary Type
79E0002	400mm Extension Shaft For CM79 Series 63-125 Amps Rotary Type
79E0003	200mm Extension Shaft For CM79 Series 125X-200 Amps Rotary Type
79E0004	400mm Extension Shaft For CM79 Series 125X-200 Amps Rotary Type
79H0002	Rotary Black Handle To Suit CM Series, 63-200 Amps
79H0003	Rotary Red/Yellow Handle To Suit CM Series, 63-200 Amps
79E1005	200mm Extension Shaft For C079/CM79 Series 65-125A Pistol Type
79E1008	400mm Extension Shaft For CM79 Series 125X-200 Amps Pistol Type
79H1005	Pistol Black Handle To Suit CM Series, 63-200 Amps
79H1006	Pistol Red/Yellow Handle To Suit CM Series, 63-200 Amps



Base Mount Isolator - MS Series

Part Number	Description
MS793160	3 Pole 160 Amps
MS793200	3 Pole 200 Amps
MS793250	3 Pole 250 Amps
MS793315	3 Pole 315 Amps
MS793400	3 Pole 400 Amps
MS793630	3 Pole 630 Amps
MS794160	4 Pole 160 Amps
MS794200	4 Pole 200 Amps
MS794250	4 Pole 250 Amps
MS794315	4 Pole 315 Amps
MS794400	4 Pole 400 Amps
MS794630	4 Pole 630 Amps

Accessories - MS Series

Part Number	Description
79E1010	200mm Extension Shaft For MS & SF Series 32-630A Pistol Type
79E1011	250mm Extension Shaft For MS & SF Series 32-630A Pistol Type
79E1012	320mm Extension Shaft For MS79 Range & SF79 32-400 Amp Pistol Type
79E1013	500mm Extension Shaft For MS79 Range & SF79 32-400 Amp Pistol Type
79H1008	Pistol Black Handle To Suit MS Series and SF Series 100- 400 Amps
79H1009	Pistol Red/Yellow Handle To Suit MS Series and SF Series 100-400 Amps



79E1010	79H1005	791009	LB69-3020	H69-0004
				

Motor Circuit Breakers C4



- Motor protection rating up to 100 Amps
- Short circuit breaking capacity up to 100kA
- Phase failure protection
- DIN rail mounting
- Wide range of accessories

Compact and high integrity protection of electric motors up to 100Amps is provided by IMO's C4 range of motor circuit breakers. Robust and reliable in operation, the circuit breakers provide optimal motor protection by integrating the functions of a moulded case circuit breaker and a thermal overload relay into a single, highly compact unit.

Rated from 0.16A to 100A in 4 frame sizes, the C4 range gives short circuit breaking capacity of up to 100kA Icu without the need for back up fuses. In addition, incorporated features such as thermal overloads and phase failure protection ensure comprehensive protection of the electric circuit and the connected motor.

Conveniently for users, the flexible design of the C4 circuit breaker allows auxiliary contacts to be fitted either within the foot print of the circuit breaker or on the sides of the unit. In addition, they are designed to meet IEC 60947-1, 60947-2, 60947-4-1 and VDE 0660 and UL ensuring that the C4 circuit breakers are ideal for OEM applications.

The DIN rail-mounted C4 breakers are easy to use and install and are supported by a large range of accessories including interconnecting units. These give the ability to configure combination starters for compact, reliable motor protection by joining a manual motor starter and a magnetic contactor.

Part Number	Description
C4/32R-0,63	0,4-0,63A Instantaneous Release 8,2A
C4/32R-1	0,63-1A Instantaneous Release 13A
C4/32R-1,6	1,0-1,6A Instantaneous Release 20,8A
C4/32R-2,5	1,6-2,5A Instantaneous Release 32,5A
C4/32R-4	2,5-4A Instantaneous Release 52A
C4/32R-6	4-6A Instantaneous Release 78A
C4/32R-8	5-8A Instantaneous Release 104A
C4/32R-10	6-10A Instantaneous Release 130A
C4/32R-13	9-13A Instantaneous Release 169A
C4/32R-17	11-17A Instantaneous Release 221A
C4/32R-22	14-22A Instantaneous Release 286A
C4/32T-1,6	1,0-1,6A Instantaneous Release 20,8A
C4/32T-4	2,5-4A Instantaneous Release 52A
C4/32T-6	4-6A Instantaneous Release 78A
C4/32T-8	5-8A Instantaneous Release 104A
C4/32T-13	9-13A Instantaneous Release 169A
C432VK1	Link Module For The C4/32... MCB's To MB Contactors
C432VK3	Link Module For The C4/32... MCB's To MC10 & MC22 Contactors
C4HQ11	Auxiliary Contact Block Top Mount, 1N/O + 1N/C
C4HS11	Auxiliary Contact Block Side Mount, 1N/O + 1N/C



C4/32T	C4/32R	C4/64R	C4/100R

This is just a small selection from our range. For information on the full range please visit www.imopc.com

Miniature Circuit Breakers C10

The IMO range of miniature circuit breakers has been designed for protection of electrical installations against overload and short circuits and is manufactured in accordance with EN60898.

Tripping characteristics in accordance with B, C and D type curves:

- Curve B: 3-5 I_n
- Curve C: 5-10 I_n
- Curve D: 10-20 I_n






Selection chart

Available types: 10kA 6kA

Type	B operating characteristics						C operating characteristics						D operating characteristics					
	1	1+N	2	3	3+N	4	1	1+N	2	3	3+N	4	1	1+N	2	3	3+N	4
Rated current (Amps)	0.5																	
	1																	
	1.6																	
	2																	
	4																	
	6																	
	8																	
	10																	
	13																	
	16																	
	20																	
	25																	
	32																	
	40																	
	50																	
	63																	
Weight (g)	112	227	227	345	459	459	112	227	227	345	459	459	112	227	227	345	459	459
Packing (pc)	12	6	6	4	3	3	12	6	6	4	3	3	12	6	6	4	3	3

Part Number	Description
C10A0011	MCB Auxiliary Contact 1N/O + 1N/C
C10B1002	MCB 10KA B Type 1 Pole 2A
C10B1004	MCB 10KA B Type 1 Pole 4A
C10C1002	MCB 10KA C Type 1 Pole 2A
C10C1006	MCB 10KA C Type 1 Pole 6A
C10C1010	MCB 10KA C Type 1 Pole 10A
C10C1016	MCB 10KA C Type 1 Pole 16A
C10C1020	MCB 10KA C Type 1 Pole 20A
C10C1N04	MCB 10KA C Type 1 Pole+N 4A
C10C1N06	MCB 10KA C Type 1 Pole+N 6A
C10C2006	MCB 10KA C Type 2 Pole 6A
C10C2010	MCB 10KA C Type 2 Pole 10A
C10C2020	MCB 10KA C Type 2 Pole 20A
C10C3002	MCB 10KA C Type 3 Pole 2A
C10C3006	MCB 10KA C Type 3 Pole 6A
C10C3010	MCB 10KA C Type 3 Pole 10A
C10C3016	MCB 10KA C Type 3 Pole 16A
C10C3020	MCB 10KA C Type 3 Pole 20A
C10C3025	MCB 10KA C Type 3 Pole 25A
C10C3032	MCB 10KA C Type 3 Pole 32A
C10C3050	MCB 6KA C Type 3 Pole 50A
C10D1001	MCB 10KA D Type 1 Pole 1A
C10D1002	MCB 10KA D Type 1 Pole 2A
C10D1004	MCB 10KA D Type 1 Pole 4A
C10D1006	MCB 10KA D Type 1 Pole 6A
C10D1010	MCB 10KA D Type 1 Pole 10A
C10D1020	MCB 10KA D Type 1 Pole 20A
C10D1N20	MCB 10KA D Type 1 Pole+N 20A
C10D2002	MCB 10KA D Type 2 Pole 2A
C10D2004	MCB 10KA D Type 2 Pole 4A
C10D2006	MCB 10KA D Type 2 Pole 6A
C10D3002	MCB 10KA D Type 3 Pole 2A
C10D3004	MCB 10KA D Type 3 Pole 4A
C10D3006	MCB 10KA D Type 3 Pole 6A
C10D3010	MCB 10KA D Type 3 Pole 10A
C10D3016	MCB 10KA D Type 3 Pole 16A
C10D3020	MCB 10KA D Type 3 Pole 20A
C10D3025	MCB 10KA D Type 3 Pole 25A
C10D3032	MCB 10KA D Type 3 Pole 32A
C10D3040	MCB 10KA D Type 3 Pole 40A
C10D3050	MCB 6KA D Type 3 Pole 50A
C10D3063	MCB 6KA D Type 3 Pole 63A

C10B1006	C10B1010	C10B2006	C10B2010	C10B3006
				

This is just a small selection from our range. For information on the full range please visit www.imopc.com

DIN Rail Terminals




IMO's range of DIN Rail Terminals brings a host of features at unbeatable prices. With strengthened crossbars the DIN-Rail terminals are physically stronger and more reliable. While the standard colour is beige there are multiple colours throughout the range available for colour coding within the panel.

In line with the constant drive towards greater packing density of all components within the control panel, IMO has made its Din Rail Terminals both lighter and more compact. The IMO DIN-Rail Terminals come in sizes from 2.5mm through to 240mm and have protected wire inlets making it easy to insert stranded flexible cable. All are supplied open for rapid trouble-free installation, reducing wiring time and downtime during maintenance.

The range includes single, double and triple-deck terminals, earth terminal blocks, neutral disconnect terminal blocks and three-level sensor terminal blocks as well as feed-through, disconnect, test connect and the very latest screwless terminal block types. Terminals with LEDs enable installation engineers to check the status of circuits from the outside of closed cabinets.

Worldwide appeal and demands on versatility means that the materials used meet the very highest standards and approvals have been obtained from all major industrial countries.

Below is a list of some of our most popular products from the range. A 36-page catalogue is available from IMO containing full details of the company's range of DIN-Rail Terminals.

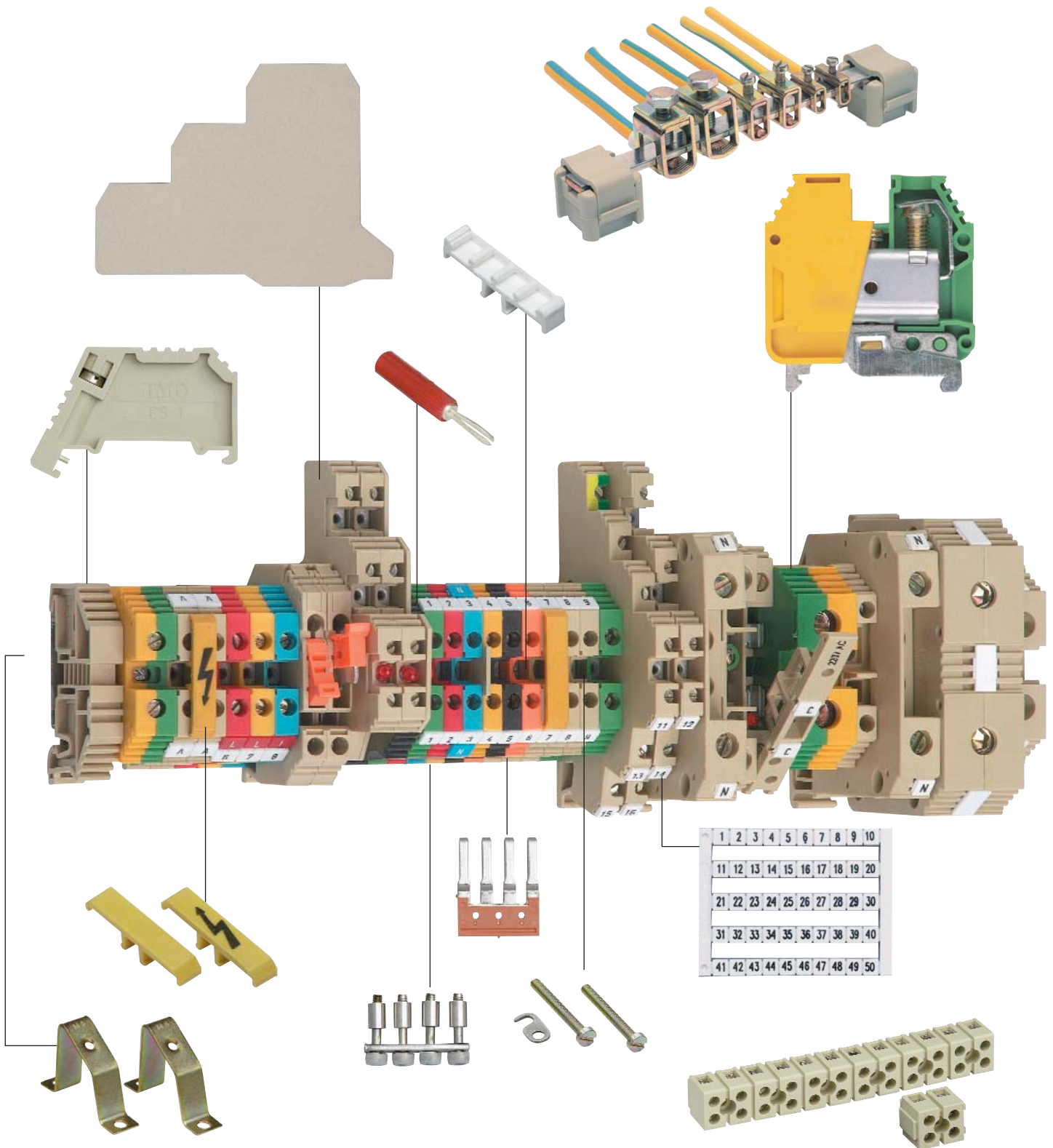








Part Number	Description
ER2.5BEIGE	2.5mm Beige Terminal
ER4BEIGE	4mm Beige Terminal
ER6BEIGE	6mm Beige Terminal
ER10BEIGE	10mm Beige Terminal
ER16BEIGE	16mm Beige Terminal
ER35BEIGE	35mm Beige Terminal
ER70BEIGE	70mm Beige Terminal
ERD2.5BEIGE	2.5mm Double Deck Terminal
ERD4BEIGE	4mm Double Deck Terminal
ERT3BEIGE	4mm Triple Deck Terminal
ERT3EBEIGE	4mm Triple Deck Terminal and Earth
ERTD4	4mm Disconnect Terminal
ERF2BEIGE	4mm Fuse Terminal
ERPE2.5/4	2.5 to 4mm Earth Terminal
ERPE6/10	6 to 10mm Earth Terminal
ERPE16/35	16 to 35mm Earth Terminal

Part Number	Description
SC2.5	2.5mm Beige Spring Clamp Terminal
SC4	4mm Beige Spring Clamp Terminal
SC6	6mm Beige Spring Clamp Terminal
SC10	10mm Beige Spring Clamp Terminal
SCS2.5BEIGE	2.5mm Beige Spring Clamp Terminal for PCB Connections
SCD2.5EBEIGE	2.5mm Beige Spring Clamp Terminal 2 In 1 Out
SCD2.5CBEIGE	2.5mm Beige Spring Clamp Terminal 2 In 2 Out
SCD2.5BEIGE	2.5mm Beige Double Deck Spring Clamp Terminal
SCD4BEIGE	4mm Beige Double Deck Spring Clamp Terminal
SCT3BEIGE	2.5mm Beige Triple Deck Spring Clamp Terminal
SCF3BEIGE	4mm Beige Spring Clamp Fuse Terminal
SCPE2.5	2.5mm Spring Clamp Earth Terminal
SCPE4	4mm Spring Clamp Earth Terminal
SCPE6	6mm Spring Clamp Earth Terminal
SCPE10	10mm Spring Clamp Earth Terminal

DIN Rail - ER	Earth - ERPE	Spring Clamp - SC	Earth - SCPE	Test/Disconnect - ERWT	Busbar - ERB

This is just a small selection from our range. For information on the full range please visit www.imopc.com



Double Level - ERD	Spring Clamp - SC	Sensor Terminal - ERT3	Distribution - ERDT	Disconnect - ERTD	Fuse - ERF3
					


This is just a small selection from our range. For information on the full range please visit www.imopc.com

Industrial Power Relays



IMO's range of Slimline Din Rail mount Relays at just 6mm wide provide substantial space saving in a panel when compared to traditional Plug-In style relays. The new range with Plug-In Relays rated at 6 Amps allows easy maintenance without the need for complete rewiring of the socket. The SRSI sockets come with LED indicators providing true circuit protection (48V and above) showing the coil energising state. The sockets are available in wide operating voltages for both AC and DC circuits within the same unit, providing greater flexibility for the user and reducing the number of stock items required.

Slimmer Of The Year...
... The IMO ETS Relay
and SRSI Socket



High Capacity Plug-In Relays

Part Number	Description
HY1A112DC	1PNO 30A, 12VDC Coil Solder Lug Or Push On Coil Resistance 75 Ohm
HY1A1230AC	1PNO 30A, 230VAC Coil Solder Lug Or Push On Coil Resistance 208000 Ohm
HY1A124AC	1PNO 30A, 24VAC Coil Solder Lug Or Push On Coil Resistance 300 Ohm
HY1A124DC	1PNO 30A, 24VDC Coil Solder Lug Or Push On Coil Resistance 300 Ohm
HY2A112DC	2PNO 25A, 12VDC Coil Solder Lug Or Push On
HY2A1230AC	2PNO 25A, 230VAC Coil Solder Lug Or Push On
HY2A124DC	2PNO 25A, 24VDC Coil Solder Lug Or Push On
HY2A212DC	2PNO 25A, 12VDC Coil PCB Mount
HY2A224DC	2PNO 25A, 24VDC Coil PCB Mount
HY2A312DC	2PNO 25A, 12VDC Coil PCB Alt., Pin Layout

Standard Power Plug-In Relays

Part Number	Description
HY21PN110AC	2PCO 7A, 110VAC Coil Plug-in, LED & Manual Test/Latch
HY21PN230AC	2PCO 7A, 230VAC Coil Plug-in, LED & Manual Test/Latch
HY21PN24AC	2PCO 7A, 24VAC Coil Plug-in, LED & Manual Test/Latch
HY21PN24DC	2PCO 7A, 24VDC Coil Plug-in, LED & Manual Test/Latch
HY21XX12DC	2PCO 7A, 12VDC Coil Plug-in
HY21XX230AC	2PCO 7A, 230VAC Coil Plug-in
HY21XX24AC	2PCO 7A, 24VAC Coil Plug-in
HY21XX24DC	2PCO 7A, 24VDC Coil Plug-in
HY31PN230AC	3PCO 7A, 230VAC Coil Plug-in, LED & Manual Test/Latch
HY31PN24DC	3PCO 7A, 24VDC Coil Plug-in, LED & Manual Test/Latch
HY41PN110AC	4PCO 5A, 110VAC Coil Plug-in, LED & Manual Test/Latch
HY41PN110DC	4PCO 5A, 110VDC Coil Plug-in, LED & Manual Test/Latch
HY41PN12AC	4PCO 5A, 12VAC Coil Plug-in, LED & Manual Test/Latch

2 Pole Plug-In Power Relay

Part Number	Description
QY21PR24AC	2PCO 10A, 24VAC Coil, LED&Test Plug-in
QY21XN110AC	2PCO 10A, 110VAC Coil, LED Plug-in
QY21XN12DC	2PCO 10A, 12VDC Coil, LED Plug-in
QY21XN230AC	2PCO 10A, 230VAC Coil, LED Plug-in
QY21XN24DC	2PCO 10A, 24VDC Coil, LED Plug-in
QY21XX110AC	2PCO 10A, 110VAC Coil Plug-in
QY21XX12DC	2PCO 10A, 12VDC Coil Plug-in
QY21XX230AC	2PCO 10A, 230VAC Coil Plug-in
QY21XX24AC	2PCO 10A, 24VAC Coil Plug-in
QY21XX24DC	2PCO 10A, 24VDC Coil Plug-in
QY22XX12DC	2PCO 10A, 12VDC Coil PCB Mount
QY22XX24DC	2PCO 10A, 24VDC Coil PCB Mount

ETS	SRRHN/SRP	HY1/2	HY	EY

This is just a small selection from our range. For information on the full range please visit www.imopc.com

4 Pole Plug-In Power Relay

Part Number	Description
HY41PN12DC	4PCO 5A, 12VDC Coil Plug-in, LED & Manual Test/Latch
HY41PN230AC	4PCO 5A, 230VAC Coil Plug-in, LED & Manual Test/Latch
HY41PN24AC	4PCO 5A, 24VAC Coil Plug-in, LED & Manual Test/Latch
HY41PN24DC	4PCO 5A, 24VDC Coil Plug-in, LED & Manual Test/Latch
HY41PN48AC	4PCO 5A, 48VAC Coil Plug-in, LED & Manual Test/Latch
HY41PN48DC	4PCO 5A, 48VDC Coil Plug-in, LED & Manual Test/Latch
HY41PX12DC	4PCO 5A No LED, 24VDC Coil
HY41PX24DC	4PCO 5A, 24VDC Coil Plug-in
HY41XX110AC	4PCO 5A, 110VAC Coil Plug-in
HY41XX12AC	4PCO 5A, 12VAC Coil Plug-in
HY41XX12DC	4PCO 5A, 12VDC Coil Plug-in
HY41XX230AC	4PCO 5A, 230VAC Coil Plug-in
HY41XX24AC	4PCO 5A, 24VAC Coil Plug-in
HY41XX24DC	4PCO 5A, 24VDC Coil Plug-in
HY41XX48AC	4PCO 5A, 48VAC Coil Plug-in
HY42XX110AC	4PCO 5A, 110VAC Coil PCB Mount
HY42XX12DC	4PCO 5A, 12VDC Coil PCB Mount
HY42XX230AC	4PCO 5A, 230VAC Coil PCB Mount
HY42XX24DC	4PCO 5A, 24VDC Coil PCB Mount

8 Pin Plug-In Power Relay

Part Number	Description
RS2PN110AC	2PCO 10A, 110VAC Coil Plug-in, LED & Manual Test/Latch
RS2PN110DC	2PCO 10A, 110VDC Coil Plug-in, LED & Manual Test/Latch
RS2PN12AC	2PCO 10A, 12VAC Coil Plug-in, LED & Manual Test/Latch
RS2PN12DC	2PCO 10A, 12VDC Coil Plug-in, LED & Manual Test/Latch
RS2PN230AC	2PCO 10A, 230VAC Coil Plug-in, LED & Manual Test/Latch
RS2PN24AC	2PCO 10A, 24VAC Coil Plug-in, LED & Manual Test/Latch
RS2PN24DC	2PCO 10A, 24VDC Coil Plug-in, LED & Manual Test/Latch
RS2PN48DC	2PCO 10A, 48VDC Coil Plug-in, LED & Manual Test/Latch

11 Pin Plug-In Power Relay

Part Number	Description
RS3PN110AC	3PCO 10A, 110VAC Coil Plug-in, LED & Manual Test/Latch
RS3PN110DC	3PCO 10A, 110VDC Coil Plug-in, LED & Manual Test/Latch
RS3PN12AC	3PCO 10A, 12VAC Coil Plug-in, LED & Manual Test/Latch
RS3PN12DC	3PCO 10A, 12VDC Coil Plug-in, LED & Manual Test/Latch
RS3PN230AC	3PCO 10A, 230VAC Coil Plug-in, LED & Manual Test/Latch
RS3PN24AC	3PCO 10A, 24VAC Coil Plug-in, LED & Manual Test/Latch
RS3PN24DC	3PCO 10A, 24VDC Coil Plug-in, LED & Manual Test/Latch

Slimline Plug-In Power Relay

Part Number	Description
ETS-1AN-SL-24VDC	Power Relay, 6A, SPNO 24VDC, AgNi Sealed
ETS-1AN-SL-60VDC	Power Relay, 6A, SPNO 60VDC, AgNi Sealed
ETS-1AN-SL-9VDC	Power Relay, 6A, SPNO 9VDC, AgNi Sealed
ETS-1CN-SL-12VDC	Power Relay, 6A, SPCO 12VDC, AgNi Sealed
ETS-1CN-SL-24VDC	Power Relay, 6A, SPCO 24VDC, AgNi Sealed
ETS-1CN-SL-48VDC	Power Relay, 6A, SPCO 48VDC, AgNi Sealed
ETS-1CN-SL-60VDC	Power Relay, 6A, SPCO 60VDC, AgNi Sealed
ETS-1CN1-SL-12VDC	Power Relay, 6A, SPCO 12VDC, AgNi + Au Plate Sealed
ETS-1CN1-SL-48VDC	Power Relay, 6A, SPCO 48VDC, AgNi + Au Plate Sealed
ETS-1CN1-SL-60VDC	Power Relay, 6A, SPCO 60VDC, AgNi + Au Plate Sealed

Miniature Plug-In Power Relays

Part Number	Description
SRRHN-1CN-SL-115VAC	Power Relay, 115VAC 12A SPCO AgNi Sealed
SRRHN-1CN-SL-230VAC	Power Relay, 230VAC 12A SPCO AgNi Sealed
SRRHN-1CN-SL-24VAC	Power Relay, 24VAC 12A SPCO AgNi Sealed
SRRHN-1CN-SL-24VDC	Power Relay, 24VDC 12A SPCO AgNi Sealed
SRRHN-1CT-SL-110VDC	Power Relay, 110VDC 12A SPCO AgSnO ₂ Sealed
SRRHN-1CT-SL-24VAC	Power Relay, 24VAC 12A SPCO AgSnO ₂ Sealed
SRRHN-1CT-SL-24VDC	Power Relay, 24 VDC SPCO AgSnO ₂
SRRHN-1CT-SL-48VDC	Power Relay, 48 VDC SPCO AgSnO ₂
SRRHN-2CN-SL-115VAC	Power Relay, 115VAC 8A DPCO AgNi Sealed
SRRHN-2CN-SL-230VAC	Power Relay, 230VAC 8A DPCO AgNi Sealed
SRRHN-2CN-SL-24VAC	Power Relay, 24VAC 8A DPCO AgNi Sealed
SRRHN-2CN-SL-24VDC	Power Relay, 24VDC 8A DPCO AgNi Sealed
SRRHN-2CT-SL-115VAC	Power Relay, 115VAC 8A DPCO AgSnO ₂ Sealed
SRRHN-2CT-SL-110VDC	Power Relay, 110VDC DPCO Pole AgSnO ₂ Sealed
SRRHN-2CT-SL-230VAC	Power Relay, 230VAC 8A, DPCO AgSnO ₂ Sealed
SRRHN-2CT-SL-24VAC	Power Relay, 24VAC 8A DPCO AgSnO ₂ Sealed
SRRHN-2CT-SL-24VDC	Power Relay, 24VDC 8A DPCO AgSnO ₂ Sealed
SRRHN-2CT-SL-48VDC	Power Relay, 48 VDC DPCO AgSnO ₂ Sealed
SRP-1C1N-SL-230VAC	Power Relay, 230VAC 12A SPCO AgNi Sealed

Solid State Relays

Part Number	Description
SSR01-310040ML	4-32VDC, Outp. 0-110VDC, Load 40A, With LED
SSR02-324050ZSL	4-32VDC, Outp. 0-240VAC, Load 50A With LED
SSR02-338080ZSL	4-32VDC, Outp. 0-380VAC, Load 80A With LED
SSR02-348080ZSL	4-32VDC, Outp. 0-480VAC, Load 80A With LED
SSR06-338025ZL	4-32VDC, Outp. 0-380VAC, Load 25A With LED
SSR08-338025ZL	3 Phase, Inp. 4-32VDC, Outp. 0-380VAC, Load 25A With LED
SSR08-338060ZL	3 phase, 4-32VDC, Outp. 0-380VAC, Load 60A With LED
SSR13A-242402Z	Slimline, 24VDC Input, 240VAC Output, 2A, Interface Plug-In
SSR13D-24243M	Slimline, 24VDC Input, 24VDC Output, 3A, Interface Plug-In

QY	RS	SSR01
		



To find a socket for your relay please turn to the next page.

Relay Sockets



Sockets For Standard Plug-In Power Relays

Part Number	Socket For Relay:
SRN2-D, SRN2-S	HY21PN110AC
SRN2-D, SRN2-S	HY21PN230AC
SRN2-D, SRN2-S	HY21PN24AC
SRN2-D, SRN2-S	HY21PN24DC
SRN2-D, SRN2-S	HY21XX12DC
SRN2-D, SRN2-S	HY21XX230AC
SRN2-D, SRN2-S	HY21XX24AC
SRN2-D, SRN2-S	HY21XX24DC
SRN3-D, SRN3-S, SRN3-C	HY31PN230AC
SRN3-D, SRN3-S, SRN3-C	HY31PN24DC
SRN4-D, SRN4-S, SRN4-C	HY41PN110AC
SRN4-D, SRN4-S, SRN4-C	HY41PN110DC
SRN4-D, SRN4-S, SRN4-C	HY41PN12AC
SRN4-D, SRN4-S, SRN4-C	HY41PN12DC
SRN4-D, SRN4-S, SRN4-C	HY41PN230AC
SRN4-D, SRN4-S, SRN4-C	HY41PN24AC
SRN4-D, SRN4-S, SRN4-C	HY41PN24DC
SRN4-D, SRN4-S, SRN4-C	HY41PN48AC
SRN4-D, SRN4-S, SRN4-C	HY41PN48DC
SRN4-D, SRN4-S, SRN4-C	HY41PX12DC
SRN4-D, SRN4-S, SRN4-C	HY41PX24DC
SRN4-D, SRN4-S, SRN4-C	HY41XX110AC
SRN4-D, SRN4-S, SRN4-C	HY41XX12AC
SRN4-D, SRN4-S, SRN4-C	HY41XX12DC
SRN4-D, SRN4-S, SRN4-C	HY41XX230AC
SRN4-D, SRN4-S, SRN4-C	HY41XX24AC
SRN4-D, SRN4-S, SRN4-C	HY41XX24DC
SRN4-D, SRN4-S, SRN4-C	HY41XX48AC

Sockets For Standard Plug-In Power Relays

Part Number	Socket For Relay:
SRH2-C, SRP2-0	QY21PR24AC
SRH2-C, SRP2-0	QY21XN110AC
SRH2-C, SRP2-0	QY21XN12DC
SRH2-C, SRP2-0	QY21XN230AC
SRH2-C, SRP2-0	QY21XN24DC
SRH2-C, SRP2-0	QY21XX110AC
SRH2-C, SRP2-0	QY21XX12DC
SRH2-C, SRP2-0	QY21XX230AC
SRH2-C, SRP2-0	QY21XX24AC
SRH2-C, SRP2-0	QY21XX24DC
SRH2-C, SRP2-0	QY22XX12DC
SRH2-C, SRP2-0	QY22XX24DC



Sockets For Slimline Plug-In Power Relay

Part Number	Socket For Relay:
SRSI-24AC/DC	ETS-1AN-SL-24VDC
SRSI-24DC	ETS-1AN-SL-5VDC
SRSI-60AC/DC	ETS-1AN-SL-60VDC
SRSI-24AC/DC	ETS-1AN-SL-6VDC
SRSI-24AC/DC	ETS-1AN-SL-9VDC
SRSI-24AC/DC	ETS-1CN-SL-12VDC
SRSI-24AC/DC	ETS-1CN-SL-24VDC
SRSI-60AC/DC	ETS-1CN-SL-48VDC
SRSI-24DC	ETS-1CN-SL-5VDC
SRSI-60AC/DC	ETS-1CN-SL-60VDC
SRSI-24AC/DC	ETS-1CN-SL-6VDC
SRSI-24AC/DC	ETS-1CN-SL-9VDC
SRSI-24AC/DC	ETS-1CN1-SL-12VDC
SRSI-60AC/DC	ETS-1CN1-SL-48VDC
SRSI-24DC	ETS-1CN1-SL-5VDC
SRSI-60AC/DC	ETS-1CN1-SL-60VDC
SRSI-24AC/DC	ETS-1CN1-SL-6VDC
SRSI-24AC/DC	ETS-1CN1-SL-9VDC

Sockets For 8 Pin Plug-In Power Relays

Part Number	Socket For Relay:
SRR8, SRR8-M	RS2PN110AC
SRR8, SRR8-M	RS2PN110DC
SRR8, SRR8-M	RS2PN12AC
SRR8, SRR8-M	RS2PN12DC
SRR8, SRR8-M	RS2PN230AC
SRR8, SRR8-M	RS2PN24AC
SRR8, SRR8-M	RS2PN24DC
SRR8, SRR8-M	RS2PN48DC

Sockets For 11 Pin Plug-In Power Relays

Part Number	Socket For Relay:
SRR11, SRR11-M	RS3PN110AC
SRR11, SRR11-M	RS3PN110DC
SRR11, SRR11-M	RS3PN12AC
SRR11, SRR11-M	RS3PN12DC
SRR11, SRR11-M	RS3PN230AC
SRR11, SRR11-M	RS3PN24AC
SRR11, SRR11-M	RS3PN24DC

Sockets For Miniature Plug-In Power Relays

Part Number	Socket For Relay:
SRN3-T, SRN3-S, SRS1-0	SRRHN-1CN-SL-115VAC
SRN3-T, SRN3-S, SRS1-0	SRRHN-1CN-SL-230VAC
SRN3-T, SRN3-S, SRS1-0	SRRHN-1CN-SL-24VAC
SRN3-T, SRN3-S, SRS1-0	SRRHN-1CN-SL-24VDC
SRN3-T, SRN3-S, SRS1-0	SRRHN-1CT-SL-110VDC
SRN3-T, SRN3-S, SRS1-0	SRRHN-1CT-SL-24VAC
SRN3-T, SRN3-S, SRS1-0	SRRHN-1CT-SL-24VDC
SRN3-T, SRN3-S, SRS1-0	SRRHN-1CT-SL-48VDC
SRN5-T, SRN5-S, SRS1-1	SRRHN-2CN-SL-115VAC
SRN5-T, SRN5-S, SRS1-1	SRRHN-2CN-SL-230VAC
SRN5-T, SRN5-S, SRS1-1	SRRHN-2CN-SL-24VAC
SRN5-T, SRN5-S, SRS1-1	SRRHN-2CN-SL-24VDC
SRN5-T, SRN5-S, SRS1-1	SRRHN-2CT-SL-115VAC
SRN5-T, SRN5-S, SRS1-1	SRRHN-2CT-SL-110VDC
SRN5-T, SRN5-S, SRS1-1	SRRHN-2CT-SL-230VAC
SRN5-T, SRN5-S, SRS1-1	SRRHN-2CT-SL-24VAC
SRN5-T, SRN5-S, SRS1-1	SRRHN-2CT-SL-24VDC
SRN5-T, SRN5-S, SRS1-1	SRRHN-2CT-SL-48VDC
SRN5-T, SRN5-S, SRS1-1	SRP-1C1N-SL-230VAC

SRR8	SRN4C	SRN2-S	SRN2-D	SRSI

This is just a small selection from our range. For information on the full range please visit www.imopc.com

Also Available From The World's Finest

From a single product to a complete application solution, IMO has the product range and knowledge to meet today's most demanding application requirements.



The IMO Automation and Controls range fully addresses the sense, control and switch demands of today's factory automation and control environment. In terms of choice, the IMO line-up is peerless, offering everything today's engineer needs. From circuit protection and panelware to PLCs and AC drives. The first company in Europe to do so, IMO gives a no-quibble three year warranty on the majority of its electronics based control components and a five year warranty on its successful range of IMO Jaguar Drives.

IMO Electronics is at the leading edge of electro-mechanical PCB component technology, with a range of highly specified products designed to meet the most demanding applications. The company offers one of the most competitive, high quality and comprehensive PCB relay and Terminal Block connector ranges available, supported by sophisticated IT systems and infrastructure. The Electronics Division at IMO is perfectly positioned to meet all vendor and administration reduction requirements.

All products are manufactured to IMO's defined specification applying rigorous quality assurance and reliability standards. IMO products are built to comply with all relevant international approvals.



- Cam Switches
- Din Terminals
- Enclosures
- Isolators & Switch Fuses
- MCB & RCD
- Motor Circuit Breakers
- Motor Control Gear
- Panel Meters
- Power Supplies
- Relays
- Signal Conditioning
- Sockets
- Timers



- Fieldbus remote I/O
- HMI
- Intelligent Relays
- Limit Switches
- Photoelectric Switches
- PLCs
- Proximity Switches
- Safety Limit Switches
- Signal Conditioning
- Temperature Controls



- Jaguar VXG 0.37-710kW
- Jaguar VXR 0.4-15kW
- Jaguar CUB 0.4-4kW



- Audible devices
- PCB Terminal blocks
- Relays - automotive
- Relays - power
- Relays - signal



- DC Isolators
- High Isolation Relays
- Junction Boxes
- Terminals



IMO Precision Controls Limited
1000 North Circular Road
Staples Corner,
London NW2 7JP
United Kingdom

Tel: +44 (0)20 8452 6444
Fax: +44 (0)20 8450 2274
Email: imo@imopc.com
Web: www.imopc.com

IMO Automazione
Via Ponte alle Mosse, 61
50144 Firenze (FI),
Italia

Tel: +39 800 783281
Fax: +39 800 783282
Email: info@imopc.it
Web: www.imopc.it

IMO Jeambrun Automation SAS
Centre D'Affaires Rocroy
30, Rue de Rocroy
94100 Saint-Maur-Des-Fosses
France

Tel: +8000 452 6444
Fax: +8000 452 6445
Email: info@imopc.fr
Web: www.imopc.fr

IMO Canada
Unit 10, 1 Whitmore Road
Woodbridge,
Ontario L4L 8G4
Canada

Tel: +1 905 265 9844
Fax: +1 905 265 1749
Email: imocanada@imopc.com
Web: www.imopc.com