














Solar Isolator Range



Bright solutions


Contents		Page
	ON-OFF Switches for Panel Mounting	4
	ON-OFF Switches for Single Hole Mounting	4
	ON-OFF Switches for Base Mounting with Door Clutch	5
	ON-OFF Switches for Distribution Boards	5
	ON-OFF Switches in Plastic Enclosure	6
	Main Switches for Panel Mounting	7
	Main Switches for Single Hole Mounting	7
	Main Switches for Base Mounting with Door Clutch	8
	Main Switches for Distribution Boards	8
	Main Switches in Plastic Enclosure	9
	Main Switches-Emergency-Stop for Panel Mounting	10
	Main Switches-Emergency-Stop for Single Hole Mounting	11
	Main Switches-Emergency-Stop for Base Mounting with Door Clutch	11
	Main Switches-Emergency-Stop for Distribution Boards	12
	Main Switches-Emergency-Stop in Plastic Enclosure	12
	Technical Data	13
	Dimensions	15

- 1000V DC Rated operational voltage
- 32A Rated operational current
- 2- and 4-pole
- Oxydation proof contacts
- Cable cross sections up to 16mm²


Type	I _{th open} A	DC21B 4 poles in series A	at U _e V
SI16	16	16	1000
SI25	25	25	1000
SI32	32	32	1000

DC-Switch Disconnectors


Panel mounting




Single hole mounting
Ø22,5mm




Base mounting
w. door coupling



Modular switch



Plastic enclosed



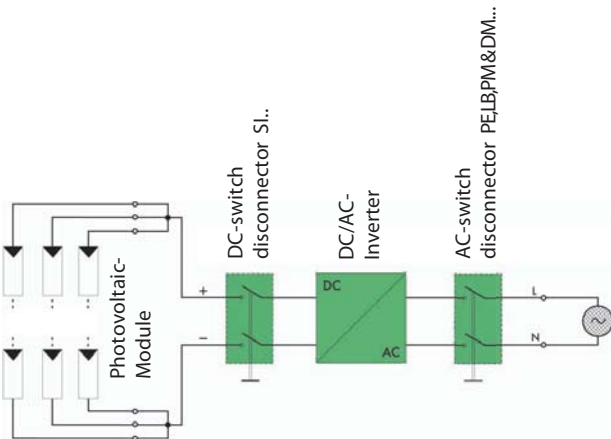
Design

Type	Panel mounting	Single hole mounting Ø22,5mm	Base mounting w. door coupling	Modular switch	Plastic enclosed
SI16	..PM64..*)	..SHM..	..BMDC64..	..DB..	..PE64..
SI25	..PM64..	..SHM..	..BMDC64..	..DB..	..PE64..
SI32	..PM64..	..SHM..	..BMDC64..	..DB..	..PE64..

*) Type-suffix for switch program: 2 2-pole Wiring diagram see below
 4 4-pole

Solar Isolators for Photovoltaic

Solar Isolators „SI..“ are switch gears for interrupting the DC/AC-Inverter from the solar-panels. Photovoltaic-installations have to be equipped with DC-isolators according to IEC 60364-7-712.



Switch disconnectors „SI..“ ensures a reliable switching up to 32A with 1000V in the category DC21B.

The construction of the contacts and the material selection guarantee that no oxidation (small switching frequency) develops, and is thus prevented inadmissible heating-up.

The switch disconnectors have 2, 3 or 4 contacts, by serial wiring of the contacts the contact rating will be increased.

The switching speed at the manually operated handle does not have an effect on the switching attitude of the contacts.

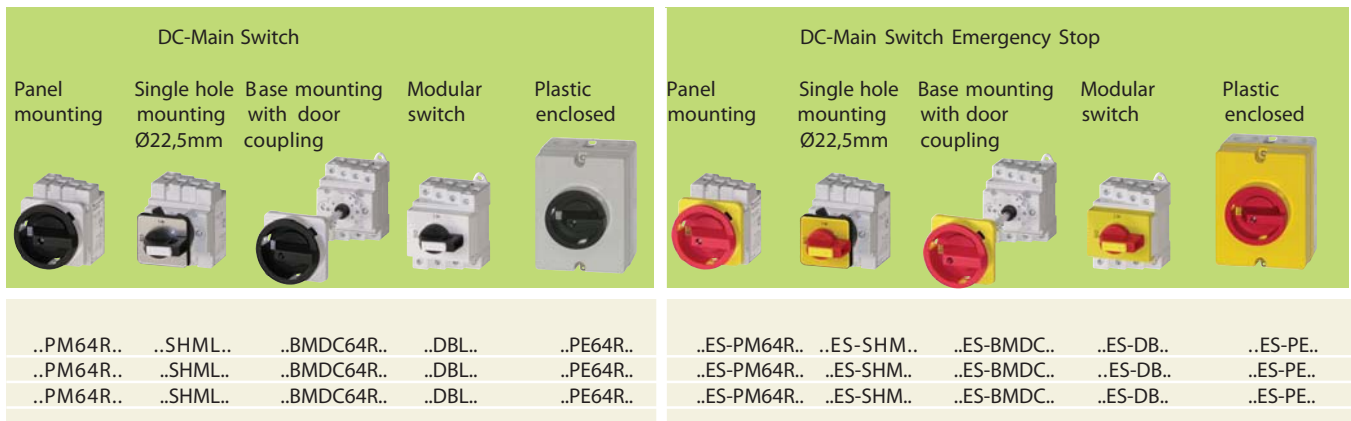
Switching programs

Type	2-pole	2+2-pole 2 poles in series +2 poles parallel	4-pole	4-pole with jumpers Input on top Output bottom	4-pole with jumpers Input and Output bottom	4-pole with jumpers Input and Output on top
SI16	2	2H	4	4S	4T	4B
SI25	2	2H	4	4S	4T	4B
SI32	2	2H	4	4S	4T	4B
Contacts	1 3 2 4	1 3 5 7 2 4 6 8	1 3 5 7 2 4 6 8	1 3 5 7 2 4 6 8	1 3 5 7 2 4 6 8	1 3 5 7 2 4 6 8
Wiring diagram						
Switching example						

Insulated Jumper SIV-B1 for series and parallel switching of contacts



Type	Pack	Weight
SIV-B1	1	6,6 g/pc.



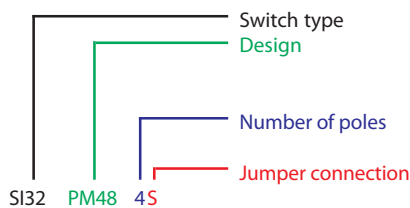
Technical data for DC, according to IEC 60947-3, VDE0660

Type	DC21B						DC22B					
	500V	600V	700V	800V	900V	1000V	500V	600V	800V	1000V		
SI16 ..		2 poles in series	16A	16A	16A	16A	13A	9A	7A	5,5A	2A	1A
		2 poles in series+2 parallel	29A	29A	16A	16A	13A	9A	-	-	-	-
		4 poles in series	16A	16A	16A	16A	16A	16A	16A	16A	11,5A	8A
SI25 ..		2 poles in series	25A	25A	23A	20A	16A	11A	8A	6A	2,5A	1,5A
		2 poles in series+2 parallel	45A	45A	23A	20A	16A	11A	-	-	-	-
		4 poles in series	25A	25A	25A	25A	25A	25A	25A	25A	12A	9A
SI32 ..		2 poles in series	32A	32A	27A	23A	20A	13A	9A	6,5A	3A	2A
		2 poles in series+2 parallel	58A	50A	27A	23A	20A	13A	-	-	-	-
		4 poles in series	32A	32A	32A	32A	32A	32A	32A	27,5A	12,5A	10A

DC21B Switching of DC-resistive loads including moderate overloads. Time constant L/R ≤1ms


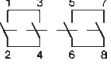
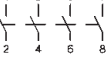
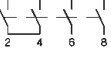
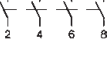

DC22B Switching of DC-resistive and inductive loads including moderate overloads. Time constant L/R ≤2,5ms (e. g: shunt-motors)

Ordering




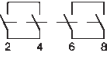
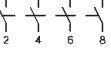
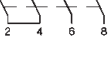

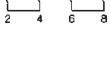
ON-OFF Switch for Panel Mounting, Escutcheon plate 64 □, IP66, Typ 3R



	DC21B 600V DC	1000V DC	Poles in series	Number of Strings	Type	Pack pcs	Weight kg/pcs.
	16A	9A	2	1	SI16 PM64 2	1	0,20
	25A	11A	2	1	SI25 PM64 2	1	0,20
	32A	13A	2	1	SI32 PM64 2	1	0,20
	29A	9A	2	1	SI16 PM64 2H	1	0,25
	45A	11A	2	1	SI25 PM64 2H	1	0,25
	50A	13A	2	1	SI32 PM64 2H	1	0,25
	16A	9A	2	2	SI16 PM64 4	1	0,23
	25A	11A	2	2	SI25 PM64 4	1	0,23
	32A	13A	2	2	SI32 PM64 4	1	0,23
	16A	16A	4	1	SI16 PM64 4S	1	0,24
	25A	25A	4	1	SI25 PM64 4S	1	0,24
	32A	32A	4	1	SI32 PM64 4S	1	0,24
	16A	16A	4	1	SI16 PM64 4T	1	0,24
	25A	25A	4	1	SI25 PM64 4T	1	0,24
	32A	32A	4	1	SI32 PM48 4T	1	0,24
	16A	16A	4	1	SI16 PM64 4B	1	0,24
	25A	25A	4	1	SI25 PM64 4B	1	0,24
	32A	32A	4	1	SI32 PM64 4B	1	0,24

ON-OFF Switch for Single Hole Mounting Ø22mm, Escutcheon plate 48 □, IP66, Typ 3R



	DC21B 600V DC	1000V DC	Poles in series	Number of Strings	Type	Pack pcs	Weight kg/pcs.
	16A	9A	2	1	SI16 SHM 2	1	0,21
	25A	11A	2	1	SI25 SHM 2	1	0,21
	32A	13A	2	1	SI32 SHM 2	1	0,21
	29A	9A	2	1	SI16 SHM 2H	1	0,26
	45A	11A	2	1	SI25 SHM 2H	1	0,26
	50A	13A	2	1	SI32 SHM 2H	1	0,26
	16A	9A	2	2	SI16 SHM 4	1	0,23
	25A	11A	2	2	SI25 SHM 4	1	0,23
	32A	13A	2	2	SI32 SHM 4	1	0,23
	16A	16A	4	1	SI16 SHM 4S	1	0,25
	25A	25A	4	1	SI25 SHM 4S	1	0,25
	32A	32A	4	1	SI32 SHM 4S	1	0,25
	16A	16A	4	1	SI16 SHM 4T	1	0,25
	25A	25A	4	1	SI25 SHM 4T	1	0,25
	32A	32A	4	1	SI32 SHM 4T	1	0,25
	16A	16A	4	1	SI16 SHM 4B	1	0,25
	25A	25A	4	1	SI25 SHM 4B	1	0,25
	32A	32A	4	1	SI32 SHM 4B	1	0,25

ON-OFF Switch f. Base Mounting w. Door Clutch f. Single Hole, Plate 64□, IP66, us Typ 1



Depth is adjustable

	DC21B		Poles in series	Number of Strings	Type	Pack pcs	Weigh kg/pcs.
	600V DC	1000V DC					
	16A	9A	2	1	SI16 BMDC64 2	1	0,22
	25A	11A	2	1	SI25 BMDC64 2	1	0,22
	32A	13A	2	1	SI32 BMDC64 2	1	0,22
	29A	9A	2	1	SI16 BMDC64 2H	1	0,27
	45A	11A	2	1	SI25 BMDC64 2H	1	0,27
	50A	13A	2	1	SI32 BMDC64 2H	1	0,27
	16A	9A	2	2	SI16 BMDC64 4	1	0,25
	25A	11A	2	2	SI25 BMDC64 4	1	0,25
	32A	13A	2	2	SI32 BMDC64 4	1	0,25
	16A	16A	4	1	SI16 BMDC64 4S	1	0,26
	25A	25A	4	1	SI25 BMDC64 4S	1	0,26
	32A	32A	4	1	SI32 BMDC64 4S	1	0,26
	16A	16A	4	1	SI16 BMDC64 4T	1	0,26
	25A	25A	4	1	SI25 BMDC64 4T	1	0,26
	32A	32A	4	1	SI32 BMDC64 4T	1	0,26
	16A	16A	4	1	SI16 BMDC64 4B	1	0,26
	25A	25A	4	1	SI25 BMDC64 4B	1	0,26
	32A	32A	4	1	SI32 BMDC64 4B	1	0,26







ON-OFF Switch for Distribution Boards, IP40, us Typ 1



	DC21B		Poles in series	Number of Strings	Type	Pack pcs	Weigh kg/pcs.
	600V DC	1000V DC					
	16A	9A	2	1	SI16 DB 2	1	0,19
	25A	11A	2	1	SI25 DB 2	1	0,19
	32A	13A	2	1	SI32 DB 2	1	0,19
	29A	9A	2	1	SI16 DB 2H	1	0,24
	45A	11A	2	1	SI25 DB 2H	1	0,24
	50A	13A	2	1	SI32 DB 2H	1	0,24
	16A	9A	2	2	SI16 DB 4	1	0,22
	25A	11A	2	2	SI25 DB 4	1	0,22
	32A	13A	2	2	SI32 DB 4	1	0,22
	16A	16A	4	1	SI16 DB 4S	1	0,23
	25A	25A	4	1	SI25 DB 4S	1	0,23
	32A	32A	4	1	SI32 DB 4S	1	0,23
	16A	16A	4	1	SI16 DB 4T	1	0,23
	25A	25A	4	1	SI25 DB 4T	1	0,23
	32A	32A	4	1	SI32 DB 4T	1	0,23
	16A	16A	4	1	SI16 DB 4B	1	0,23
	25A	25A	4	1	SI25 DB 4B	1	0,23
	32A	32A	4	1	SI32 DB 4B	1	0,23

ON-OFF Switch in Plastic Enclosure, Escutcheon plate 64 □, IP65, cULusTyp 1



	DC21B 600V DC	1000V DC	Poles in series	Number of Strings	Type	Pack pcs	Weight kg/pcs.
	16A	9A	2	1	SI16 PE64 2	1	0,38
	25A	11A	2	1	SI25 PE64 2	1	0,38
	32A	13A	2	1	SI32 PE64 2	1	0,38
	29A	9A	2	1	SI16 PE64 2H	1	0,44
	45A	11A	2	1	SI25 PE64 2H	1	0,44
	50A	13A	2	1	SI32 PE64 2H	1	0,44
	16A	9A	2	2	SI16 PE64 4	1	0,41
	25A	11A	2	2	SI25 PE64 4	1	0,41
	32A	13A	2	2	SI32 PE64 4	1	0,41
	16A	16A	4	1	SI16 PE64 4S	1	0,42
	25A	25A	4	1	SI25 PE64 4S	1	0,42
	32A	32A	4	1	SI32 PE64 4S	1	0,42
	16A	16A	4	1	SI16 PE64 4T	1	0,42
	25A	25A	4	1	SI25 PE64 4T	1	0,42
	32A	32A	4	1	SI32 PE64 4T	1	0,42
	16A	16A	4	1	SI16 PE64 4B	1	0,42
	25A	25A	4	1	SI25 PE64 4B	1	0,42
	32A	32A	4	1	SI32 PE64 4B	1	0,42

Main Switch for Panel Mounting, IP66, e^{RU} US Typ 3R



padlock device 64R

Diagram	DC21B		Poles in series	Number of Strings	Type	Pack pcs	Weight kg/pcs.
	600V DC	1000V DC					
	16A	9A	2	1	SI16 PM64R 2	1	0,21
	25A	11A	2	1	SI25 PM64R 2	1	0,21
	32A	13A	2	1	SI32 PM64R 2	1	0,21
	29A	9A	2	1	SI16 PM64R 2H	1	0,26
	45A	11A	2	1	SI25 PM64R 2H	1	0,26
	50A	13A	2	1	SI32 PM64R 2H	1	0,26
	16A	9A	2	2	SI16 PM64R 4	1	0,24
	25A	11A	2	2	SI25 PM64R 4	1	0,24
	32A	13A	2	2	SI32 PM64R 4	1	0,24
	16A	16A	4	1	SI16 PM64R 4S	1	0,25
	25A	25A	4	1	SI25 PM64R 4S	1	0,25
	32A	32A	4	1	SI32 PM64R 4S	1	0,25
	16A	16A	4	1	SI16 PM64R 4T	1	0,25
	25A	25A	4	1	SI25 PM64R 4T	1	0,25
	32A	32A	4	1	SI32 PM64R 4T	1	0,25
	16A	16A	4	1	SI16 PM64R 4B	1	0,25
	25A	25A	4	1	SI25 PM64R 4B	1	0,25
	32A	32A	4	1	SI32 PM64R 4B	1	0,25

Main Switch for Single Hole Mounting Ø22mm, Escutcheon plate 48 □, IP66, e^{RU} US Typ 3R



padlock device 64

Diagram	DC21B		Poles in series	Number of Strings	Type	Pack pcs	Weight kg/pcs.
	600V DC	1000V DC					
	16A	9A	2	1	SI16 SHML 2	1	0,21
	25A	11A	2	1	SI25 SHML 2	1	0,21
	32A	13A	2	1	SI32 SHML 2	1	0,21
	29A	9A	2	1	SI16 SHML 2H	1	0,27
	45A	11A	2	1	SI25 SHML 2H	1	0,27
	50A	13A	2	1	SI32 SHML 2H	1	0,27
	16A	9A	2	2	SI16 SHML 4	1	0,24
	25A	11A	2	2	SI25 SHML 4	1	0,24
	32A	13A	2	2	SI32 SHML 4	1	0,24
	16A	16A	4	1	SI16 SHML 4S	1	0,25
	25A	25A	4	1	SI25 SHML 4S	1	0,25
	32A	32A	4	1	SI32 SHML 4S	1	0,25
	16A	16A	4	1	SI16 SHML 4T	1	0,25
	25A	25A	4	1	SI25 SHML 4T	1	0,25
	32A	32A	4	1	SI32 SHML 4T	1	0,25
	16A	16A	4	1	SI16 SHML 4B	1	0,25
	25A	25A	4	1	SI25 SHML 4B	1	0,25
	32A	32A	4	1	SI32 SHML 4B	1	0,25

Main Switch f. Base Mounting, Door Clutch f. Single Hole, IP66, c us Typ 1



Depth is adjustable
padlock device 64R

	DC21B 600V DC	1000V DC	Poles in series	Number of Strings	Type	Pack pcs	Weight kg/pcs.
	16A	9A	2	1	SI16 BMDC64R 2	1	0,23
	25A	11A	2	1	SI25 BMDC64R 2	1	0,23
	32A	13A	2	1	SI32 BMDC64R 2	1	0,23
	29A	9A	2	1	SI16 BMDC64R 2H	1	0,28
	45A	11A	2	1	SI25 BMDC64R 2H	1	0,28
	50A	13A	2	1	SI32 BMDC64R 2H	1	0,28
	16A	9A	2	2	SI16 BMDC64R 4	1	0,26
	25A	11A	2	2	SI25 BMDC64R 4	1	0,26
	32A	13A	2	2	SI32 BMDC64R 4	1	0,26
	16A	16A	4	1	SI16 BMDC64R 4S	1	0,27
	25A	25A	4	1	SI25 BMDC64R 4S	1	0,27
	32A	32A	4	1	SI32 BMDC64R 4S	1	0,27
	16A	16A	4	1	SI16 BMDC64R 4T	1	0,27
	25A	25A	4	1	SI25 BMDC64R 4T	1	0,27
	32A	32A	4	1	SI32 BMDC64R 4T	1	0,27
	16A	16A	4	1	SI16 BMDC64R 4B	1	0,27
	25A	25A	4	1	SI25 BMDC64R 4B	1	0,27
	32A	32A	4	1	SI32 BMDC64R 4B	1	0,27

Main Switch for Distribution Boards, IP40, c us Typ 1




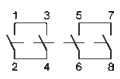
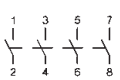
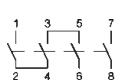
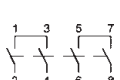
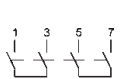
padlock device 64

	DC21B 600V DC	1000V DC	Poles in series	Number of Strings	Type	Pack pcs	Weight kg/pcs.
	16A	9A	2	1	SI16 DBL 2	1	0,19
	25A	11A	2	1	SI25 DBL 2	1	0,19
	32A	13A	2	1	SI32 DBL 2	1	0,19
	29A	9A	2	1	SI16 DBL 2H	1	0,25
	45A	11A	2	1	SI25 DBL 2H	1	0,25
	50A	13A	2	1	SI32 DBL 2H	1	0,25
	16A	9A	2	2	SI16 DBL 4	1	0,22
	25A	11A	2	2	SI25 DBL 4	1	0,22
	32A	13A	2	2	SI32 DBL 4	1	0,22
	16A	16A	4	1	SI16 DBL 4S	1	0,23
	25A	25A	4	1	SI25 DBL 4S	1	0,23
	32A	32A	4	1	SI32 DBL 4S	1	0,23
	16A	16A	4	1	SI16 DBL 4T	1	0,23
	25A	25A	4	1	SI25 DBL 4T	1	0,23
	32A	32A	4	1	SI32 DBL 4T	1	0,23
	16A	16A	4	1	SI16 DBL 4B	1	0,23
	25A	25A	4	1	SI25 DBL 4B	1	0,23
	32A	32A	4	1	SI32 DBL 4B	1	0,23

Main Switch in Plastic Enclosure, IP65, us Typ 1



padlock device 64R

		DC21B 600V DC	1000V DC	Poles in series	Number of Strings	Type	Pack pcs	Weighth kg/pcs.
	16A	9A	2	1	SI16 PE64R 2	1	0,39	
	25A	11A	2	1	SI25 PE64R 2	1	0,39	
	32A	13A	2	1	SI32 PE64R 2	1	0,39	
	29A	9A	2	1	SI16 PE64R 2H	1	0,45	
	45A	11A	2	1	SI25 PE64R 2H	1	0,45	
	50A	13A	2	1	SI32 PE64R 2H	1	0,45	
	16A	9A	2	2	SI16 PE64R 4	1	0,42	
	25A	11A	2	2	SI25 PE64R 4	1	0,42	
	32A	13A	2	2	SI32 PE64R 4	1	0,42	
	16A	16A	4	1	SI16 PE64R 4S	1	0,43	
	25A	25A	4	1	SI25 PE64R 4S	1	0,43	
	32A	32A	4	1	SI32 PE64R 4S	1	0,43	
	16A	16A	4	1	SI16 PE64R 4T	1	0,43	
	25A	25A	4	1	SI25 PE64R 4T	1	0,43	
	32A	32A	4	1	SI32 PE64R 4T	1	0,43	
	16A	16A	4	1	SI16 PE64R 4B	1	0,43	
	25A	25A	4	1	SI25 PE64R 4B	1	0,43	
	32A	32A	4	1	SI32 PE64R 4B	1	0,43	

Main Switch-Emergency-Stop for Panel Mounting, Escutcheon plate 64 □, IP66, us Typ 3R



padlock device 64

	DC21B 600V DC	1000V DC	Poles in series	Number of Strings	Type	Pack pcs	Weight kg/pcs.
	16A	9A	2	1	SI16 ES-PM64 2	1	0,20
	25A	11A	2	1	SI25 ES-PM64 2	1	0,20
	32A	13A	2	1	SI32 ES-PM64 2	1	0,20
	29A	9A	2	1	SI16 ES-PM64 2H	1	0,25
	45A	11A	2	1	SI25 ES-PM64 2H	1	0,25
	50A	13A	2	1	SI32 ES-PM64 2H	1	0,25
	16A	9A	2	2	SI16 ES-PM64 4	1	0,23
	25A	11A	2	2	SI25 ES-PM64 4	1	0,23
	32A	13A	2	2	SI32 ES-PM64 4	1	0,23
	16A	16A	4	1	SI16 ES-PM64 4S	1	0,24
	25A	25A	4	1	SI25 ES-PM64 4S	1	0,24
	32A	32A	4	1	SI32 ES-PM64 4S	1	0,24
	16A	16A	4	1	SI16 ES-PM64 4T	1	0,24
	25A	25A	4	1	SI25 ES-PM64 4T	1	0,24
	32A	32A	4	1	SI32 ES-PM64 4T	1	0,24
	16A	16A	4	1	SI16 ES-PM64 4B	1	0,24
	25A	25A	4	1	SI25 ES-PM64 4B	1	0,24
	32A	32A	4	1	SI32 ES-PM64 4B	1	0,24

Main Switch-Emergency-Stop for Panel Mounting, IP66, us Typ 3R



padlock device 64R

	DC21B 600V DC	1000V DC	Poles in series	Number of Strings	Type	Pack pcs	Weight kg/pcs.
	16A	9A	2	1	SI16 ES-PM64R 2	1	0,21
	25A	11A	2	1	SI25 ES-PM64R 2	1	0,21
	32A	13A	2	1	SI32 ES-PM64R 2	1	0,21
	29A	9A	2	1	SI16 ES-PM64R 2H	1	0,26
	45A	11A	2	1	SI25 ES-PM64R 2H	1	0,26
	50A	13A	2	1	SI32 ES-PM64R 2H	1	0,26
	16A	9A	2	2	SI16 ES-PM64R 4	1	0,24
	25A	11A	2	2	SI25 ES-PM64R 4	1	0,24
	32A	13A	2	2	SI32 ES-PM64R 4	1	0,24
	16A	16A	4	1	SI16 ES-PM64R 4S	1	0,25
	25A	25A	4	1	SI25 ES-PM64R 4S	1	0,25
	32A	32A	4	1	SI32 ES-PM64R 4S	1	0,25
	16A	16A	4	1	SI16 ES-PM64R 4T	1	0,25
	25A	25A	4	1	SI25 ES-PM64R 4T	1	0,25
	32A	32A	4	1	SI32 ES-PM64R 4T	1	0,25
	16A	16A	4	1	SI16 ES-PM64R 4B	1	0,25
	25A	25A	4	1	SI25 ES-PM64R 4B	1	0,25
	32A	32A	4	1	SI32 ES-PM64R 4B	1	0,25

Main Switch-Emergency-Stop, Single Hole Mounting Ø22mm, Escutcheon plate 48□

IP66, Typ 3R



padlock device 64

		DC21B 600V DC	1000V DC	Poles in series	Number of Strings	Type	Pack pcs	Weight kg/pcs.
		16A	9A	2	1	SI16 ES-SHM 2	1	0,21
		25A	11A	2	1	SI25 ES-SHM 2	1	0,21
		32A	13A	2	1	SI32 ES-SHM 2	1	0,21
		29A	9A	2	1	SI16 ES-SHM 2H	1	0,27
		45A	11A	2	1	SI25 ES-SHM 2H	1	0,27
		50A	13A	2	1	SI32 ES-SHM 2H	1	0,27
		16A	9A	2	2	SI16 ES-SHM 4	1	0,24
		25A	11A	2	2	SI25 ES-SHM 4	1	0,24
		32A	13A	2	2	SI32 ES-SHM 4	1	0,24
		16A	16A	4	1	SI16 ES-SHM 4S	1	0,25
		25A	25A	4	1	SI25 ES-SHM 4S	1	0,25
		32A	32A	4	1	SI32 ES-SHM 4S	1	0,25
		16A	16A	4	1	SI16 ES-SHM 4T	1	0,25
		25A	25A	4	1	SI25 ES-SHM 4T	1	0,25
		32A	32A	4	1	SI32 ES-SHM 4T	1	0,25
		16A	16A	4	1	SI16 ES-SHM 4B	1	0,25
		25A	25A	4	1	SI25 ES-SHM 4B	1	0,25
		32A	32A	4	1	SI32 ES-SHM 4B	1	0,25

Main Switch-Emergency-Stop f. Base Mounting, Door Clutch f. Single Hole, Plate 64□, IP66, Typ 1



Depth is adjustable
padlock device 64R

		DC21B 600V DC	1000V DC	Poles in series	Number of Strings	Type	Pack pcs	Weight kg/pcs.
		16A	9A	2	1	SI16 ES-BMDC 2	1	0,23
		25A	11A	2	1	SI25 ES-BMDC 2	1	0,23
		32A	13A	2	1	SI32 ES-BMDC 2	1	0,23
		29A	9A	2	1	SI16 ES-BMDC 2H	1	0,28
		45A	11A	2	1	SI25 ES-BMDC 2H	1	0,28
		50A	13A	2	1	SI32 ES-BMDC 2H	1	0,28
		16A	9A	2	2	SI16 ES-BMDC 4	1	0,26
		25A	11A	2	2	SI25 ES-BMDC 4	1	0,26
		32A	13A	2	2	SI32 ES-BMDC 4	1	0,26
		16A	16A	4	1	SI16 ES-BMDC 4S	1	0,27
		25A	25A	4	1	SI25 ES-BMDC 4S	1	0,27
		32A	32A	4	1	SI32 ES-BMDC 4S	1	0,27
		16A	16A	4	1	SI16 ES-BMDC 4T	1	0,27
		25A	25A	4	1	SI25 ES-BMDC 4T	1	0,27
		32A	32A	4	1	SI32 ES-BMDC 4T	1	0,27
		16A	16A	4	1	SI16 ES-BMDC 4B	1	0,27
		25A	25A	4	1	SI25 ES-BMDC 4B	1	0,27
		32A	32A	4	1	SI32 ES-BMDC 4B	1	0,27

Main Switch-Emergency-Stop for Distribution Boards, IP40, US Typ 1



padlock device 64

	DC21B 600V DC	1000V DC	Poles in series	Number of Strings	Type	Pack pcs	Weight kg/pcs.
	16A	9A	2	1	SI16 ES-DB 2	1	0,19
	25A	11A	2	1	SI25 ES-DB 2	1	0,19
	32A	13A	2	1	SI32 ES-DB 2	1	0,19
	29A	9A	2	1	SI16 ES-DB 2H	1	0,25
	45A	11A	2	1	SI25 ES-DB 2H	1	0,25
	50A	13A	2	1	SI32 ES-DB 2H	1	0,25
	16A	9A	2	2	SI16 ES-DB 4	1	0,22
	25A	11A	2	2	SI25 ES-DB 4	1	0,22
	32A	13A	2	2	SI32 ES-DB 4	1	0,22
	16A	16A	4	1	SI16 ES-DB 4S	1	0,23
	25A	25A	4	1	SI25 ES-DB 4S	1	0,23
	32A	32A	4	1	SI32 ES-DB 4S	1	0,23
	16A	16A	4	1	SI16 ES-DB 4T	1	0,23
	25A	25A	4	1	SI25 ES-DB 4T	1	0,23
	32A	32A	4	1	SI32 ES-DB 4T	1	0,23
	16A	16A	4	1	SI16 ES-DB 4B	1	0,23
	25A	25A	4	1	SI25 ES-DB 4B	1	0,23
	32A	32A	4	1	SI32 ES-DB 4B	1	0,23

Main Switch-Emergency-Stop in Plastic Enclosure IP65, US Typ 1



padlock device 64R

	DC21B 600V DC	1000V DC	Poles in series	Number of Strings	Type	Pack pcs	Weight kg/pcs.
	16A	9A	2	1	SI16 ES-PE 2	1	0,39
	25A	11A	2	1	SI25 ES-PE 2	1	0,39
	32A	13A	2	1	SI32 ES-PE 2	1	0,39
	29A	9A	2	1	SI16 ES-PE 2H	1	0,45
	45A	11A	2	1	SI25 ES-PE 2H	1	0,45
	50A	13A	2	1	SI32 ES-PE 2H	1	0,45
	16A	9A	2	2	SI16 ES-PE 4	1	0,42
	25A	11A	2	2	SI25 ES-PE 4	1	0,42
	32A	13A	2	2	SI32 ES-PE 4	1	0,42
	16A	16A	4	1	SI16 ES-PE 4S	1	0,43
	25A	25A	4	1	SI25 ES-PE 4S	1	0,43
	32A	32A	4	1	SI32 ES-PE 4S	1	0,43
	16A	16A	4	1	SI16 ES-PE 4T	1	0,43
	25A	25A	4	1	SI25 ES-PE 4T	1	0,43
	32A	32A	4	1	SI32 ES-PE 4T	1	0,43
	16A	16A	4	1	SI16 ES-PE 4B	1	0,43
	25A	25A	4	1	SI25 ES-PE 4B	1	0,43
	32A	32A	4	1	SI32 ES-PE 4B	1	0,43

Technical Data

Data according to IEC 60947-3, VDE 0660





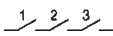
Main contacts	Type		SI16	SI25	SI32
Rated thermal current I_{the}	A		16	25	32
Rated insulation voltage $U_i^{(1)}$	V		1000	1000	1000
Disconnection property performed up to	V		1000V	1000V	1000V
Contact distance (per pole)	mm		8	8	8
Rated operational current I_e	500V	A	9	11	13
DC21B	600V	A	6	8	10
L/R = 1ms	800V	A	3	4	5
	1000V	A	1,5	2	2,5
2 pole in series	500V	A	16	25	32
	600V	A	16	25	32
	700V	A	16	23	27
	800V	A	16	20	23
	900V	A	13	16	20
	1000V	A	9	11	13
2 poles in series + 2 poles parallel	500V	A	29	45	58
	600V	A	29	45	50
	700V	A	16	23	27
	800V	A	16	20	23
	900V	A	13	16	20
	1000V	A	9	11	13
3 poles in series	500V	A	16	25	32
	1000V	A	16	25	32
4 poles in series	500V	A	16	25	32
	600V	A	16	25	32
	700V	A	16	25	32
	800V	A	16	25	32
	900V	A	16	25	32
	1000V	A	16	25	32
Rated operational current I_e	500V	A	1	1,25	1,5
DC22B	600V	A	0,5	0,75	1
L/R = 2,5ms	800V	A	0,3	0,4	0,5
	1000V	A	0,15	0,2	0,25
2 poles in series	500V	A	7	8	9
	600V	A	5,5	6	6,5
	800V	A	2	2,5	3
	1000V	A	1	1,5	2
3 poles in series	500V	A	16	25	27
	600V	A	16	23	25
	800V	A	6,5	7	7,5
	1000V	A	5,5	6	6,5
4 poles in series	500V	A	16	25	32
	600V	A	16	25	27,5
	800V	A	11,5	12	12,5
	1000V	A	8	9	10
Rated conditional short-circuit current	kA _{eff}		5	5	5
Max. fuse size	gL (gG)	A	40	63	80
Mechanical life	x10 ³		10	10	10
Rated short-time withstand current (1s)	I_{CW} 2, 4 / 2+2H	A	800 / 1300	900 / 1500	1000 / 1700
Short circuit making capacity	I_{CM} 2, 4 / 2+2H	A	800 / 1300	900 / 1500	1000 / 1700
Maximum cable cross sections (incl. jumper SIV-B1)					
solid or stranded	mm ²		4 - 16	4 - 16	4 - 16
flexible	mm ²		4 - 10	4 - 10	4 - 10
flexible (+ multicore cable end)	mm ²		4 - 10	4 - 10	4 - 10
Size of terminal screw			M4 Pz2	M4 Pz2	M4 Pz2
Tightening torque	Nm		1,2 - 1,8	1,2 - 1,8	1,2 - 1,8
Maximum ambient temperature					
Operation	open	°C		-40 to +65	
	enclosed	°C		-40 to +45	
Storage		°C		-50 to +90	
Power loss per switch at $I_{e,max}$. DC21B					
2	W		2	5	8
2+2H	W		3,5	8,5	14
4	W		4	10	16

1) Suitable at 1000V for: earthed-neutral systems, overvoltage category I to III, pollution degree 3 (standard-industry): $U_{imp} = 8kV$.
Data for other conditions on request.

Technical Data

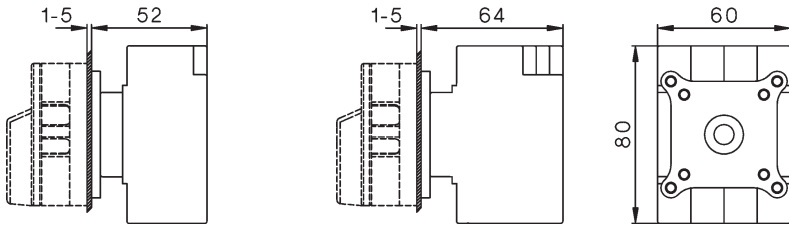


Data acc. to UL508  File E146487, Category no.: NRNT2, NRNT8

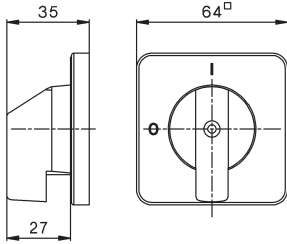
Type			SI16	SI25	SI32
Ampere-Rating	"General use"				
1 pole	350V	A	4	5	6
	500V	A	4	5	6
	600V	A	4	5	6
2 poles in series	350V	A	16	20	25
	500V	A	16	20	25
	600V	A	16	20	25
2 poles in series + 2 poles parallel	350V	A	29	45	58
	500V	A	29	38	40
	600V	A	21	23	25
3 poles in series	350V	A	16	25	32
	500V	A	16	25	32
	600V	A	16	25	32
4 poles in series	350V	A	16	25	32
	500V	A	16	25	32
	600V	A	16	25	32
Fuse size (RK5) 5kA / 600V	Industrial Control Switch	A	40	60	80
Maximum cable cross sections (incl. jumper SIV-B1)					
solid or stranded	AWG		12 - 10	12 - 10	12 - 10
flexible	AWG		12 - 6	12 - 6	12 - 6
flexible (+ multicore cable end)	AWG		12 - 6	12 - 6	12 - 6
Size of terminal screw			M4 Pz2	M4 Pz2	M4 Pz2
Tightening torque	lb.inch		11 - 16	11 - 16	11 - 16

Dimensions:

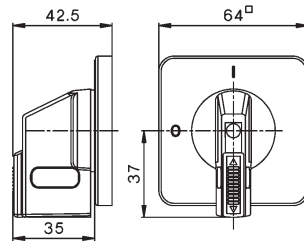
SI16 PM/ES-PM, SI25 PM/ES-PM, SI32 PM/ES-PM
 ..2¹⁾ ..2+2H, ..4.



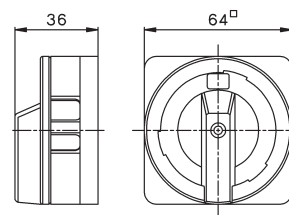
Escutcheon plate 64 □
 Handle



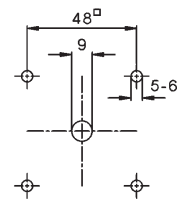
Padlock device 64.



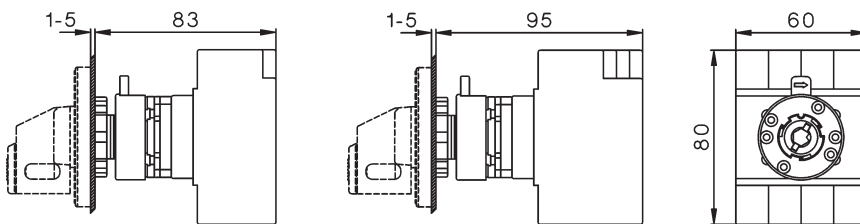
Padlock device 64



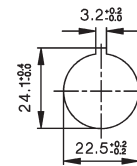
Mounting holes



SI16 SHM/ES-SHM, SI25 SHM/ES-SHM, SI32 SHM/ES-SHM
 ..2¹⁾ ..2+2H,..4.

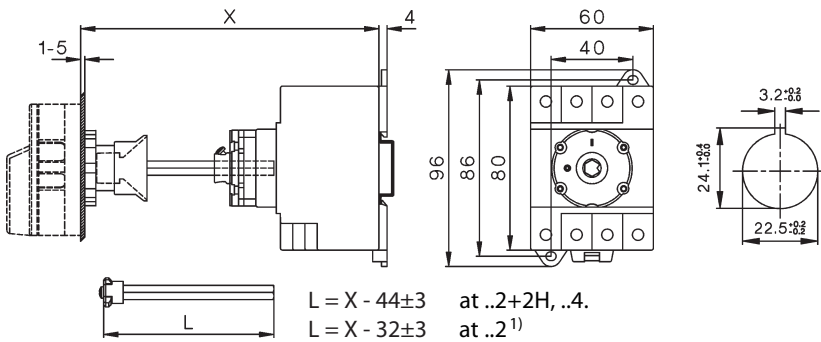


Mounting hole



SI16 BMDC/ES-BMDC, SI25 BMDC/ES-BMDC, SI32 BMDC/ES-BMDC

Mounting hole



delivered with: ..2+2H, ..4. :

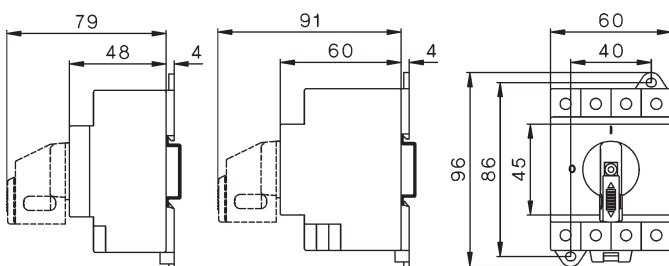
$X_{max.} = 194, L = 150$
 ($X_{min.} = 95$)

delivered with: ..2¹⁾:

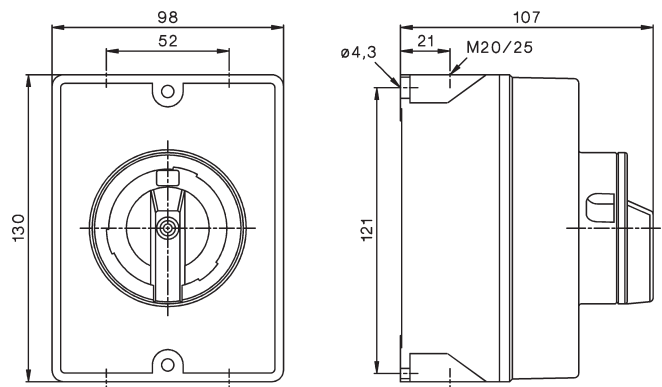
$X_{max.} = 182, L = 150$
 ($X_{min.} = 83$)

greater X-Dimensions on request

SI16 DB/DBL/ES-DB, SI25 DB/DBL/ES-DB, SI32 DB/DBL/ES-DB
 ..2¹⁾ ..2+2H, ..4.



SI16 PE/ES-PE, SI25 PE/ES-PE, SI32 PE/ES-PE



1) for delivery starting from 09 2010, otherwise like ..4

IMO Precision Controls Ltd
1000 North Circular Road
Staples Corner
London NW2 7JP
United Kingdom

Tel: +44 (0)20 8452 6444
Fax: +44 (0)20 8450 2274
Email: imo@imopc.com
Web: www.imopc.com

IMO Automazione
Via Ponte alle Mosse, 61
50144 Firenze (FI)
Italia

Tel: +39 800 783281
Fax: +39 800 783282
Email: info@imopc.it
Web: www.imopc.it

IMO Jeambrun Automation SAS
Centre D'Affaires Rocroy
30, Rue de Rocroy
94100 Saint-Maur-Des-Fosses
France

Tel: +8000 452 6444
Fax: +8000 452 6445
Email: imo@imopc.fr
Web: www.imopc.fr

IMO Canada
Unit 10, 1 Whitmore Road
Woodbridge
Ontario L4L 8G4
Canada

Tel: +1 905 265 9844
Fax: +1 905 265 1749
Email: imocanada@imopc.com
Web: www.imopc.com