

# ERD 4 Series

## Double-deck terminals Morsetti a Due Livelli

IMO double level terminals are the answer to high wiring density problems posed by certain unavoidable wiring arrangements. Besides this double level terminals have the following advantages:

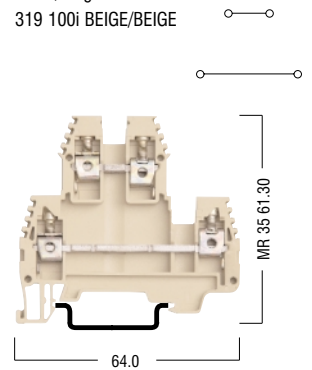
- Double wiring density available without extension mounting rails
- Interconnection/shorting can be done at both levels
- Marking/identification by making tags possible at both levels.

I Morsetti IMO a due livelli sono la risposta per cablaggi complessi. Accanto a ciò, questi morsetti hanno i seguenti vantaggi:

- Cablaggio doppio nel medesimo spazio
- Connessione su entrambi i livelli
- Siglatura su entrambi i Livelli.


### ERD 4

Width/Larghezza 6mm  
319 100i BEIGE/BEIGE












Electrical ratings/Caratteristiche nominali Elettriche				
Voltage/Current/Cross section / Tensione/Corrente/Sezione	750V~/34A/4mm <sup>2</sup>			
VDE/VDE (IEC 60947-7-1)	500V~/32A/4mm <sup>2</sup>			
UL/UL	300V~/32A/AWG 26-10			
Insulation stripping length/Spellatura carvo	9mm			
Connection Data/Dati di Connessione				
Solid Strand, Screw Connection/Cavo Rigido, Connessione a Vite	0.5.....6mm <sup>2</sup>			
Fine Strand, Screw Connection/Cavo Flessibile, Connessione a Vite	1.5.....4mm <sup>2</sup>			
AWG Conductor/Conduttore AWG	26.....10			
Ordering Data/Dati di Ordinazione		Type/Tipo	Cat.No/Nr.Cat	Qty/Q.ta
Poliammide 6.6		ERD4	<b>319 100i</b>	100

Electrical Ratings/Dati Elettrici				
Diode Reverse Voltage/Tensione Inversa Diodo				
Diode Current/Corrente Diodo				
Diode/Diodo				
Mounting Rails/Guida di Montaggio				
MR 35 x 7.5	MR 35 x 15	MR 35x7.5	<b>500 601i</b>	1m
MR 35 x 7.5 Slotted/Fessurata	MR 35 x 15 Slotted/Fessurata	Slotted/Fessurat	<b>500 602i</b>	1m
		MR 35x7.5	<b>500 603i</b>	2m
		Slotted/Fessurat	<b>500 604i</b>	2m
		MR 35x7.5	<b>500 605i</b>	30cm
		MR 35x15	<b>500 606i</b>	1m
		Slotted/Fessurat	<b>500 607i</b>	1m

End Bracket/Termine di Fissaggio				
 ES1	For/Per MR 35 & MR 35 BEIGE/BEIGE	ES3	<b>495 030i</b>	100
	For/Per MR 35 BEIGE/BEIGE	ES1	<b>495 040i</b>	100

	Thickness/Spessore 1.5mm	Poliammide 6.6 BEIGE/BEIGE	EP4	<b>449 010i</b>	25
---	--------------------------	-------------------------------	-----	-----------------	----

		CC4/2	<b>474 132i</b>	25
		CC4/3	<b>474 133i</b>	20
		CC4/4	<b>474 134i</b>	15
		CC4/10	<b>474 139i</b>	5

		TF (Ø.2)	<b>493 023i</b>	5
		TF (Ø.4)	<b>493 040i</b>	5
		TSK 4 (Ø2.3)	<b>490 040i</b>	5
		TSK 7 (Ø4)	<b>490 070i</b>	5
		ITK 28 (Ø4)	<b>492 010i</b>	5

	GM BEIGE/BEIGE	GM	<b>496 110i</b>	50
---	----------------	----	-----------------	----

