

# ERTD Series

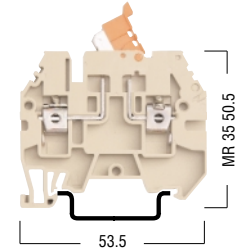
## Disconnect terminals Morsetti Sezionatori

### ERTD4

Width/Larghezza 6mm  
353 100i BEIGE/BEIGE

Disconnect terminals allow open circuit without disconnecting the conductors by a disconnect busbar. In the disconnect, the disconnect busbar can be changed with a proper fuse to use as a fuse terminal. In ERTD 4 terminals, disconnection is achieved by lifting the knife contact to provide clear functional advantage for devices having utility instruments and associated transformers.

I morsetti sezionatori possono interrompere il circuito senza, togliere i fili per mezzo di un sezionatore. Nel sezionatore ERTD 2 baretta sezionatrice può essere sostituita con un fusibile, divenendo quindi come un morsetto con fusibile. Nel morsetto ERTD 4 il sezionamento avviene sollevando il sezionatore a cottellino, permettendo così un facile azionamento.



#### Electrical ratings/Caratteristiche nominali Elettriche

Voltage/Current/Cross section / Tensione/Corrente/Sezione	500V~/24A/4mm <sup>2</sup>
UL/UL	
Insulation stripping length/Spellatura carvo	10mm




#### Connection Data/Dati di Connessione

Solid Strand, Screw Connection/Cavo Rigido, Connessione a Vite	0.5....6mm <sup>2</sup>
Fine Strand, Screw Connection/Cavo Flessibile, Connessione a Vite	1.5....4mm <sup>2</sup>
AWG Conductor/Conduttore AWG	26.....10


#### Ordering Data/Dati di Ordinazione

	Type/Tipo	Cat. No/Nr.Cat	Qty/Q.ta
Poliamide 6.6	ERTD 4	<b>353 100i</b>	20


#### Mounting Rails/Guida di Montaggio

			Type/Tipo	Cat.No/Nr.Cat	Qty/Q.ta
MR 32	MR 35 x 7.5 MR 35 x 7.5 Slotted/Fessurata	MR 35 x 15 MR 35 x 15 Slotted/Fessurata	MR 35x7.5	<b>500 601i</b>	1m
			Slotted/Fessurat	<b>500 602i</b>	1m
DIN EN 50035	DIN EN 50022		MR 35x7.5	<b>500 603i</b>	2m
			Slotted/Fessurat	<b>500 604i</b>	2m
			MR 35x7.5	<b>500 605i</b>	30cm
			MR 35x15	<b>500 606i</b>	1m
			Slotted/Fessurat	<b>500 607i</b>	1m



#### End Bracket/Terminale di Fissaggio

	ES1	For/Per MR 35 & MR 35 BEIGE/BEIGE For/Per MR 35 BEIGE/BEIGE	ES3	<b>495 030i</b>	100
			ES1	<b>495 040i</b>	100

#### End Plate/Partition/Paretina

	Thickness/Spessore 1.5mm EPF3	Poliamide 6.6 BEIGE/BEIGE	EPF 3	<b>450 050i</b>	10
---	----------------------------------	------------------------------	-------	-----------------	----

#### Cross-Connection/Ponticelli


	CCS 4/2	<b>476 232i</b>	25
	CCS 4/3	<b>476 233i</b>	20
	CCS 4/4	<b>476 234i</b>	15
	CCS 4/10	<b>476 239i</b>	5

#### Group Marking/Gruppo di Siglatura

	GM BEIGE/BEIGE	GM	<b>496 110i</b>	50
---	----------------	----	-----------------	----


### ERTD3

Width/Larghezza 6mm  
362 000i BEIGE/BEIGE



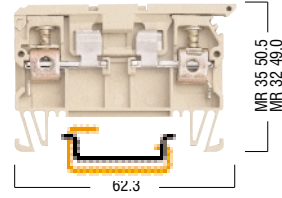
### ERTD3M

Width/Larghezza 6mm  
363 000i BEIGE/BEIGE



### ERTD2

Width/Larghezza 6mm  
360 110i BEIGE/BEIGE



500V~/24A/4mm <sup>2</sup>	500V~/24A/4mm <sup>2</sup>	500V~/24A/4mm <sup>2</sup>						
600V~/10A/AWG 26-10	600V~/10A/AWG 26-10	300V~/6.3A/AWG 26-8						
10mm	10mm	12mm						
0.5...6mm <sup>2</sup>	0.5...6mm <sup>2</sup>	0.5...10mm <sup>2</sup>						
1.5...4mm <sup>2</sup>	1.5...4mm <sup>2</sup>	1.5...10mm <sup>2</sup>						
26.....10	26.....10	26.....8						
Type/Tipo	Cat. No/Nr.Cat	Qty/Q.ta	Type/Tipo	Cat. No/Nr.Cat	Qty/Q.ta	Type/Tipo	Cat. No/Nr.Cat	Qty/Q.ta
ERTD 3	<b>362 000i</b>	20	ERTD 3M	<b>363 000i</b>	20	ERTD 2	<b>360 110i</b>	20
Type/Tipo	Cat.No/Nr.Cat	Qty/Q.ta	Type/Tipo	Cat.No/Nr.Cat	Qty/Q.ta	Type/Tipo	Cat.No/Nr.Cat	Qty/Q.ta
MR 35x7.5	<b>500 601i</b>	1m	MR 35x7.5	<b>500 601i</b>	1m	MR 35x7.5	<b>500 601i</b>	1m
Slotted/Fessurat	<b>500 602i</b>	1m	Slotted/Fessurat	<b>500 602i</b>	1m	Slotted/Fessurat	<b>500 602i</b>	1m
MR 35x7.5	<b>500 603i</b>	2m	MR 35x7.5	<b>500 603i</b>	2m	MR 35x7.5	<b>500 603i</b>	2m
Slotted/Fessurat	<b>500 604i</b>	2m	Slotted/Fessurat	<b>500 604i</b>	2m	Slotted/Fessurat	<b>500 604i</b>	2m
MR 35x7.5	<b>500 605i</b>	30cm	MR 35x7.5	<b>500 605i</b>	30cm	MR 35x7.5	<b>500 605i</b>	30cm
MR 35x15	<b>500 606i</b>	1m	MR 35x15	<b>500 606i</b>	1m	MR 35x15	<b>500 606i</b>	1m
Slotted/Fessurat	<b>500 607i</b>	1m	Slotted/Fessurat	<b>500 607i</b>	1m	Slotted/Fessurat	<b>500 607i</b>	1m
ES3	<b>495 030i</b>	100	ES3	<b>495 030i</b>	100	ES3	<b>495 030i</b>	100
ES1	<b>495 040i</b>	100	ES1	<b>495 040i</b>	100	ES1	<b>495 040i</b>	100
EPF 3	<b>450 050i</b>	10	EPF 3	<b>450 050i</b>	10	EPF 2	<b>450 040i</b>	10
CCS 4/2	<b>476 232i</b>	25	CCS 4/2	<b>476 232i</b>	25			
CCS 4/3	<b>476 233i</b>	20	CCS 4/3	<b>476 233i</b>	20			
CCS 4/4	<b>476 234i</b>	15	CCS 4/4	<b>476 234i</b>	15			
CCS 4/10	<b>476 239i</b>	5	CCS 4/10	<b>476 239i</b>	5			
GM	<b>496 110i</b>	50	GM	<b>496 110i</b>	50	GM	<b>496 110i</b>	50

