

Relay sockets for HY Miniature relays




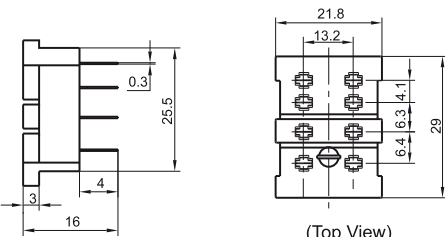
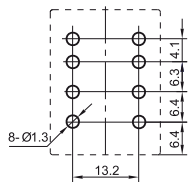

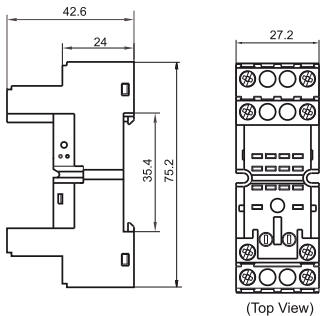
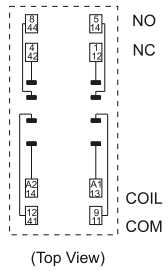
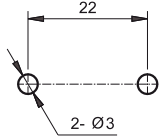
- Suitable for HY Miniature relays
- Dielectric strength 2000 VAC min.
- Insulation resistance is 1000M Ω
- Two mounting types are available: PCB or DIN Rail and Screw mounting
- Components available: retainers, markers and plug-in modules



Characteristics


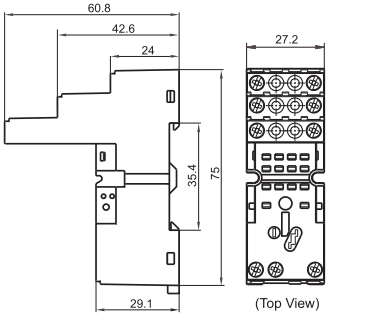
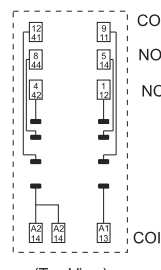
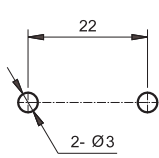

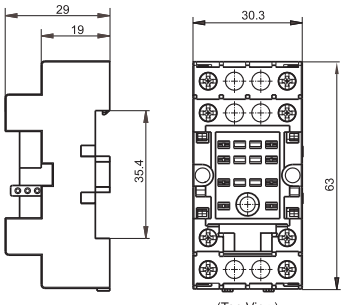
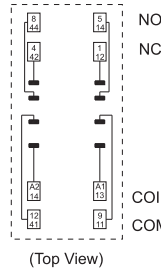
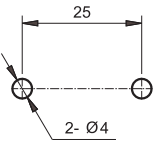

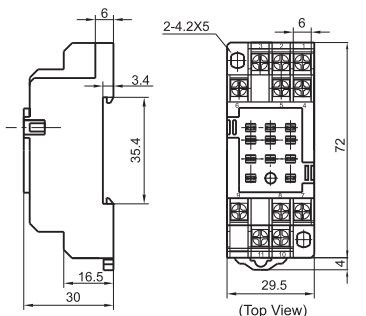
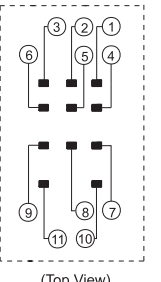
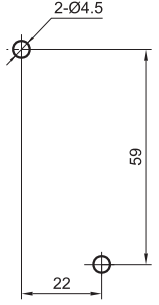

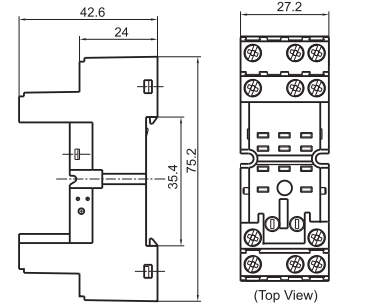
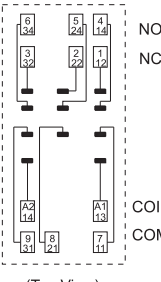
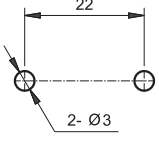

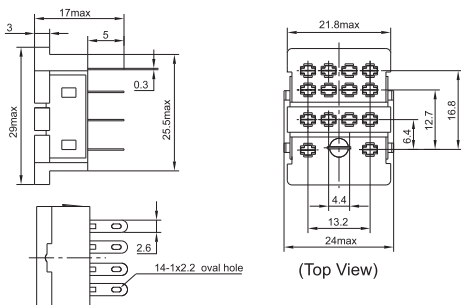
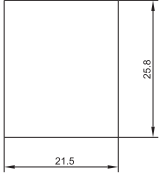
Product	Nominal Voltage	Nominal Current	Ambient Temperature	Dielectric Strength min.	Screw Torque, Nm	Wire Strip Length
SRH2-0	250VAC	7A	-40 to 70°C	2000 VAC	-	-
SRN2-D	250VAC	7A	-40 to 70°C	2000 VAC	0.6	7 mm
SRN2-S	250VAC	7A	-40 to 70°C	2000 VAC	0.6	7 mm
SRN2-C	250VAC	7A	-40 to 70°C	2000 VAC	0.6	7 mm
SRN3-C	250VAC	7A	-40 to 70°C	2000 VAC	0.8	7 mm
SRN3-D	250VAC	7A	-40 to 70°C	2000 VAC	0.6	7 mm
SRC4	250VAC	7A	-40 to 70°C	2000 VAC	-	-
SRP4-0	250VAC	7A	-40 to 70°C	2000 VAC	-	-
SRN4-D	250VAC	7A	-40 to 70°C	2000 VAC	0.6	7 mm
SRN4-S	250VAC	7A	-40 to 70°C	2000 VAC	0.6	7 mm
SRN4-C	250VAC	7A	-40 to 70°C	2000 VAC	0.6	7 mm

Outline dimensions, Wiring diagram and PC Board layout(mm)

Socket	Outline dimensions	Wiring Diagram	PCB Layout	Components Available
<p>SRH2-0</p>  <p>PCB terminal PCB mounting Applicable for HY relays 2 poles</p>	 <p>(Top View)</p>			<p>Metallic retainer SRC-CLIP</p>
<p>SRN2-D</p>  <p>Screw terminal DIN rail or Screw mounting Applicable for HY relays 2 poles Plastic retainer and marker included</p>	 <p>(Top View)</p>	 <p>(Top View)</p>		<p>Metallic retainer RC4-N Marker - SRN-BM-1 Plug-in modules PDM1 to PRM1</p>


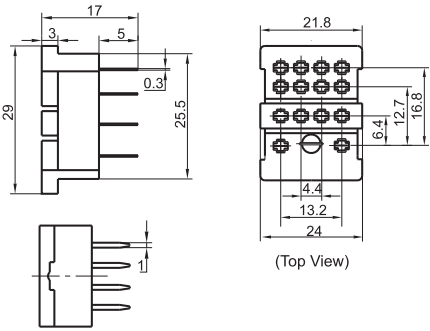
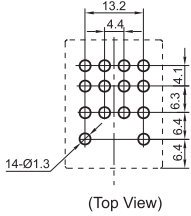

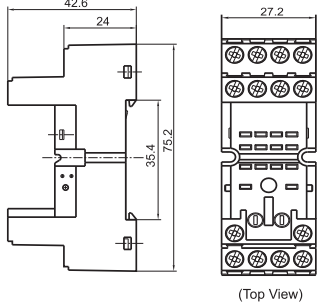
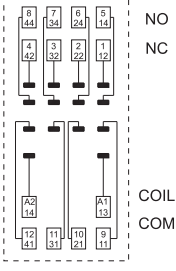
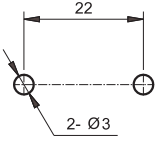

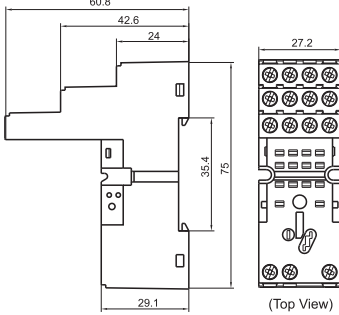
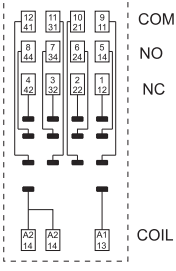
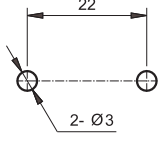

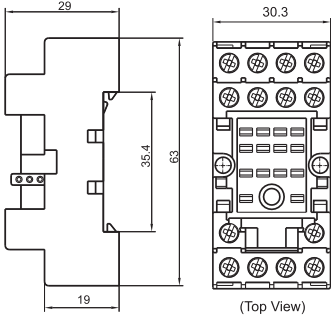
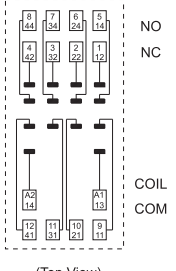
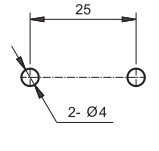
Relay sockets for HY Minature relays



Socket	Outline dimensions	Wiring Diagram	PCB Layout	Components Available
<p>SRN2-S</p>  <p>Screw terminal DIN rail and Screw mounting Applicable for HY relays 2 poles Plastic retainer and marker included</p>	 <p>(Top View)</p>	 <p>(Top View)</p>		<p>Metallic retainer RC4-N Marker - SRN-BM-1 Plug-in modules PDM1 to PRM1</p>
<p>SRN2-C</p>  <p>Screw terminal DIN rail and Screw mounting Applicable for HY relays 2 poles Marker included</p>	 <p>(Top View)</p>	 <p>(Top View)</p>		<p>Metallic retainer RC4-N Marker - SRN-BM-2</p>
<p>SRN3-C</p>  <p>Screw terminal DIN rail and Screw mounting Applicable for HY relays 3 poles Metallic retainers included</p>	 <p>(Top View)</p>	 <p>(Top View)</p>		
<p>SRN3-D</p>  <p>Screw terminal DIN rail and Screw mounting Applicable for HY relays 3 poles Plastic retainer and markers included</p>	 <p>(Top View)</p>	 <p>(Top View)</p>		<p>Metallic retainer RC4-N Marker - SRN-BM-1 Plug-in modules PDM1 to PRM1</p>
<p>SRC-4</p>  <p>Solder terminal Back mounting Applicable for HY relays 4 poles Metallic retainers included</p>	 <p>(Top View)</p>			<p>Metallic retainer SRC-CLIP</p>

Relay sockets for HY Minature relays



Socket	Outline dimensions	Wiring Diagram	PCB Layout	Components Available
SRP4-0  PCB terminal PCB mounting Applicable for HY relays 4 poles Metallic retainers included	 (Top View)		 (Top View)	Metallic retainer SRC-CLIP
SRN4-D  Screw terminal DIN rail and Screw mounting Applicable for HY relays 4 poles Plastic retainer and marker included	 (Top View)	 (Top View)		Metallic retainer RC4-N Marker - SRN-BM-1 Plug-in modules PDM1 to PRM1
SRN4-S  Screw terminal DIN rail and Screw mounting Applicable for HY relays 4 poles Plastic retainer and marker included	 (Top View)	 (Top View)		Metallic retainer RC4-N Marker - SRN-BM-1 Plug-in modules PDM1 to PRM1
SRN4-C  Screw terminal DIN rail and Screw mounting Applicable for HY relays 4 poles Marker included	 (Top View)	 (Top View)		Metallic retainer RC4-N Marker - SRN-BM-2

Dimensions of related component

Unit: mm

Retainers

Markers

SRC-Clip

RC4-N

SRN-BM-1

SRN-BM-2

